



# KRX202E

## Q1 ELECTRICAL CHARACTERISTICS (Ta=25 )

CHARACTERISTIC	SYMBOL	TEST CONDITION	MIN.	TYP.	MAX.	UNIT.
Output Cut-off Current	$I_{O(OFF)}$	$V_O=50V, V_I=0$	-	-	500	nA
DC Current Gain	$G_1$	$V_O=5V, I_O=10mA$	70	120	-	
Output Voltage	$V_{O(ON)}$	$I_O=10mA, I_I=0.5mA$	-	0.1	0.3	V
Input Voltage (ON)	$V_{I(ON)}$	$V_O=0.2V, I_O=5mA$	-	2.1	3.0	V
Input Voltage (OFF)	$V_{I(OFF)}$	$V_O=5V, I_O=0.1mA$	1.0	1.2	-	V
Transition Frequency	$f_T^*$	$V_O=10V, I_O=5mA$	-	200	-	MHz
Input Current	$I_I$	$V_I=5V$	-	-	0.36	mA
Input Resistor	R1	-	15.4	22	28.6	kΩ
Resistor Ratio	$R_1/R_2$	-	0.8	1	1.2	-

Note : \* Characteristic of Transistor Only.

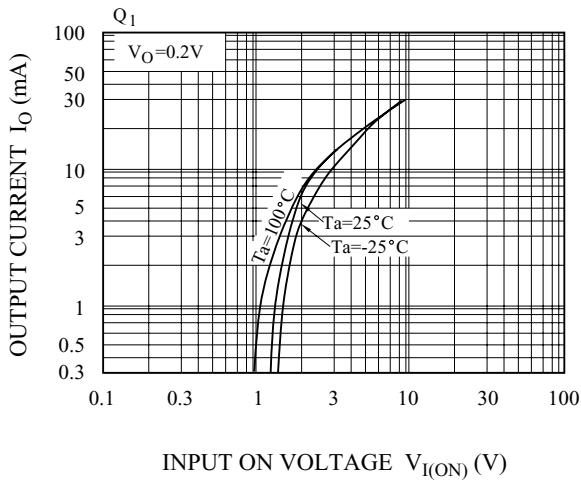
## Q2 ELECTRICAL CHARACTERISTICS (Ta=25 )

CHARACTERISTIC	SYMBOL	TEST CONDITION	MIN.	TYP.	MAX.	UNIT.
Output Cut-off Current	$I_{O(OFF)}$	$V_O=-50V, V_I=0$	-	-	-500	nA
DC Current Gain	$G_1$	$V_O=-5V, I_O=-10mA$	70	120	-	
Output Voltage	$V_{O(ON)}$	$I_O=-10mA, I_I=-0.5mA$	-	-0.1	-0.3	V
Input Voltage (ON)	$V_{I(ON)}$	$V_O=-0.2V, I_O=-5mA$	-	-2.1	-3.0	V
Input Voltage (OFF)	$V_{I(OFF)}$	$V_O=-5V, I_O=-0.1mA$	-1.0	-1.2	-	V
Transition Frequency	$f_T^*$	$V_O=-10V, I_O=-5mA$	-	200	-	MHz
Input Current	$I_I$	$V_I=-5V$	-	-	-0.36	mA
Input Resistor	R1	-	15.4	22	28.6	kΩ
Resistor Ratio	$R_1/R_2$	-	0.8	1	1.2	-

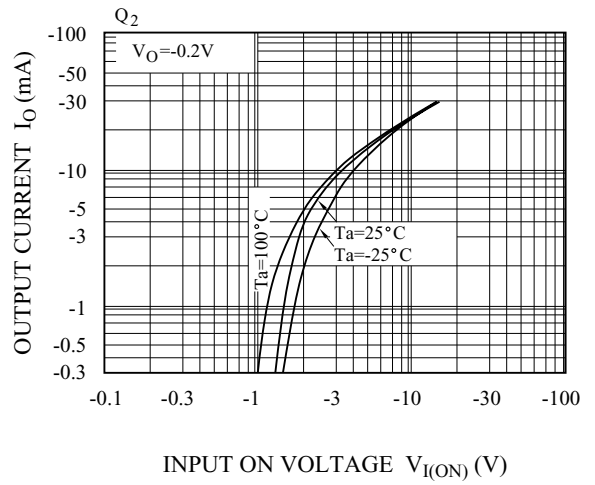
Note : \* Characteristic of Transistor Only.

# KRX202E

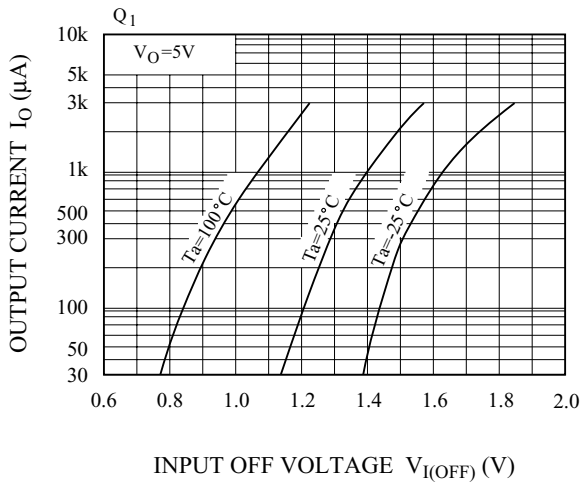
$I_O - V_{I(ON)}$



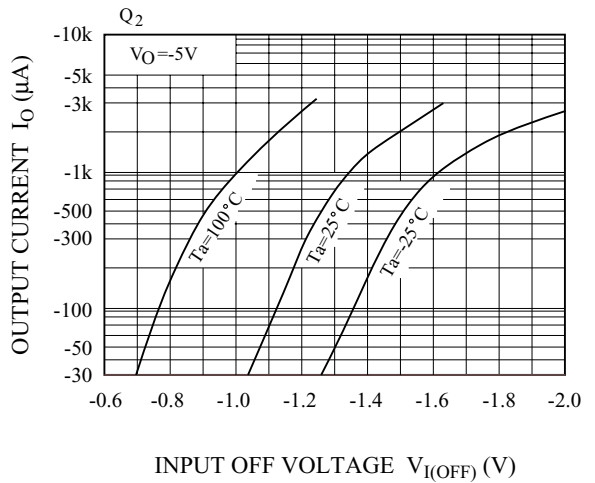
$I_O - V_{I(ON)}$



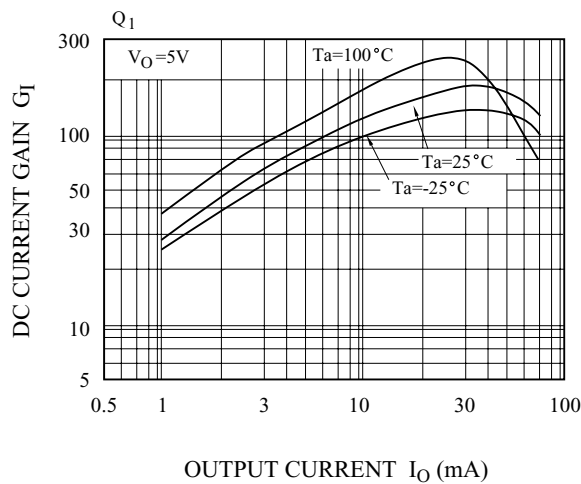
$I_O - V_{I(OFF)}$



$I_O - V_{I(OFF)}$



$G_I - I_O$



$G_I - I_O$

