

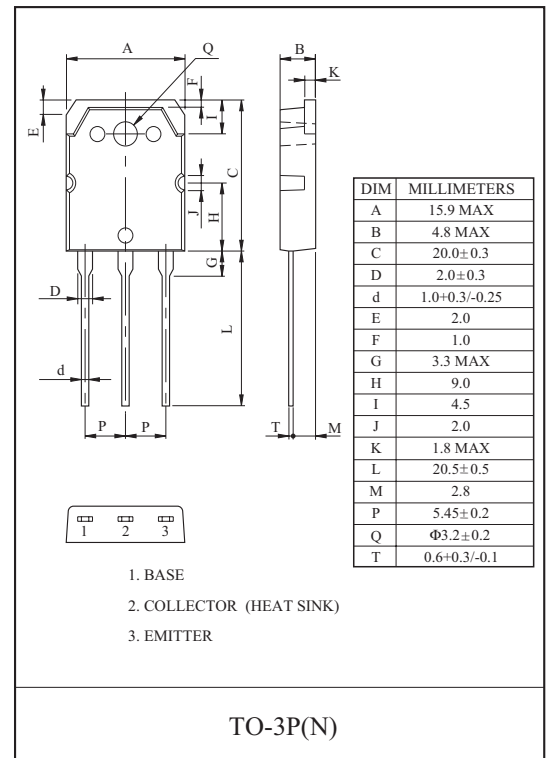
### AUDIO AND GENERAL PURPOSE APPLICATION

#### FEATURES

- Complementary to KTA1695A.
- Recommended for 60W Audio Frequency Amplifier Output Stage.

#### MAXIMUM RATING (Ta=25 )

CHARACTERISTIC	SYMBOL	RATING	UNIT
Collector-Base Voltage	$V_{CBO}$	200	V
Collector-Emitter Voltage	$V_{CEO}$	140	V
Emitter-Base Voltage	$V_{EBO}$	6	V
Collector Current	$I_C$	10	A
Base Current	$I_B$	4	A
Collector Power Dissipation (Tc=25 )	$P_C$	100	W
Junction Temperature	$T_j$	150	
Storage Temperature Range	$T_{stg}$	-55 150	

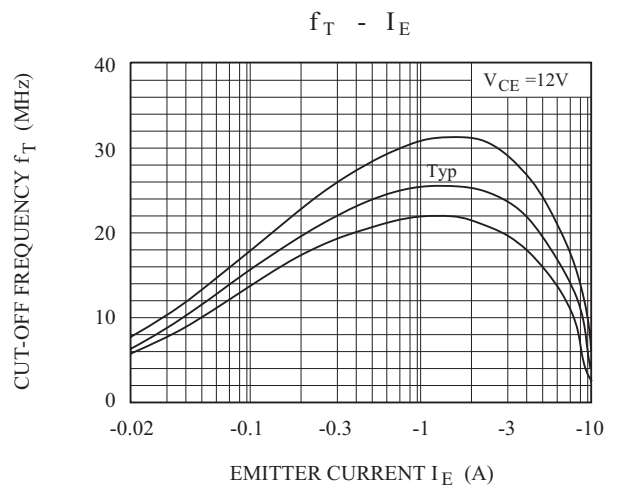
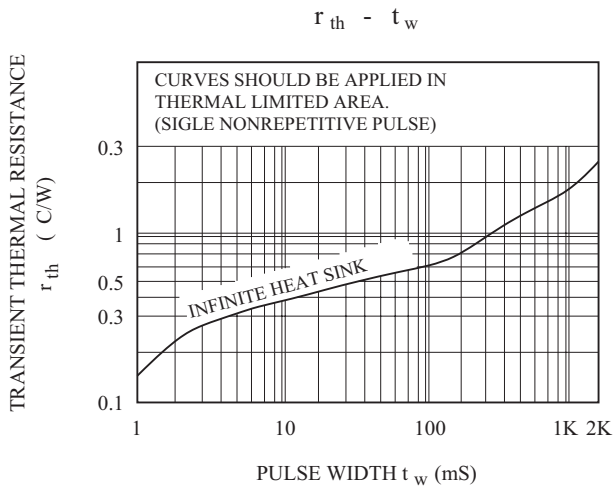
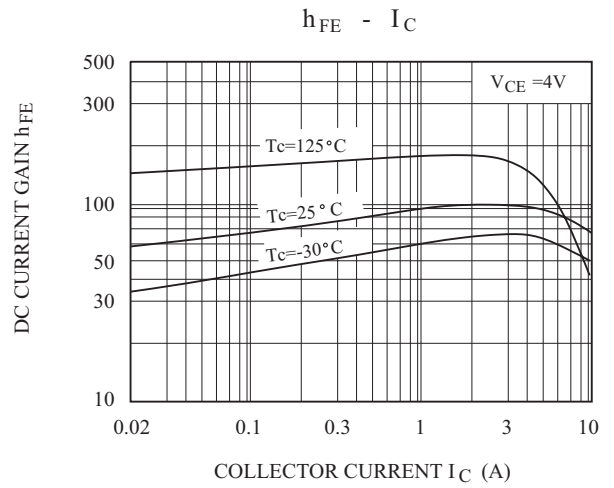
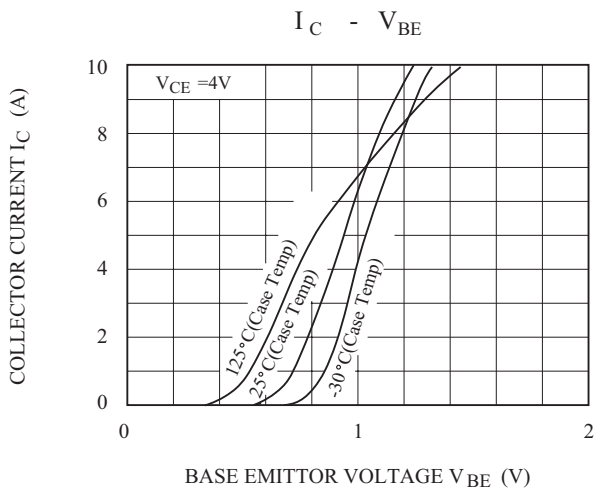
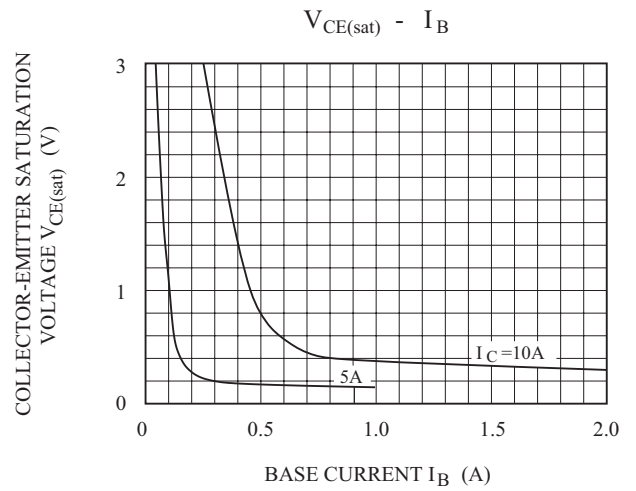
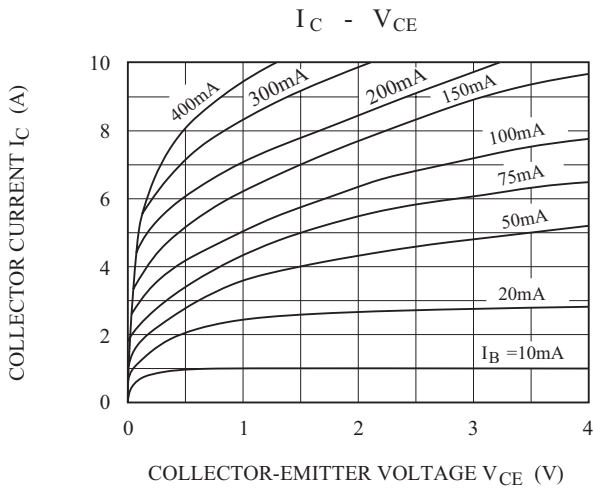


#### ELECTRICAL CHARACTERISTICS (Ta=25 )

CHARACTERISTIC	SYMBOL	TEST CONDITION	MIN.	TYP.	MAX.	UNIT
Collector Cut of Current	$I_{CBO}$	$V_{CB}=200V$	-	-	10	$\mu A$
Emitter Cut of Current	$I_{EBO}$	$V_{EB}=6V$	-	-	10	$\mu A$
Collector-Emitter Breakdown Voltage	$V_{(BR)CEO}$	$I_C=50mA$	140	-	-	V
Collector-Emitter Saturation Voltage	$V_{CE(sat)}$	$I_C=5A, I_B=0.5A$	-	-	0.5	V
DC Current Gain	$h_{FE}$	$V_{CE}=4V, I_C=3A$	55	-	-	
Gain Bandwidth Product	$f_T$	$V_{CE}=12V, I_E=-0.5A$	-	20	-	MHz
Output Capacitance	$C_{ob}$	$V_{CB}=10V, f=1MHz$	-	250	-	pF

(Note):  $h_{FE}$  Classification R:55 110 , O:80 160

# KTC4468A



# KTC4468A

