

## General Description

This planar stripe MOSFET has better characteristics, such as fast switching time, low on resistance, low gate charge and excellent avalanche characteristics. It is mainly suitable for electronic ballast and switching mode power supplies.

## FEATURES

- $V_{DSS} = 600V$ ,  $I_D = 2.3A$
- Drain-Source ON Resistance :  $R_{DS(ON)} = 3.3 \quad @V_{GS} = 10V$
- $Q_g(\text{typ}) = 8.5nC$

## ORDERING INFORMATION

FULL NAME	PACKAGE	SUFFIX	REMARK
KF3N60I-U/HS	IPAK(1)	-	*NRND
KF3N60I-U/HSC	IPAK(2)	Added code "C" to IPAK(2)	-

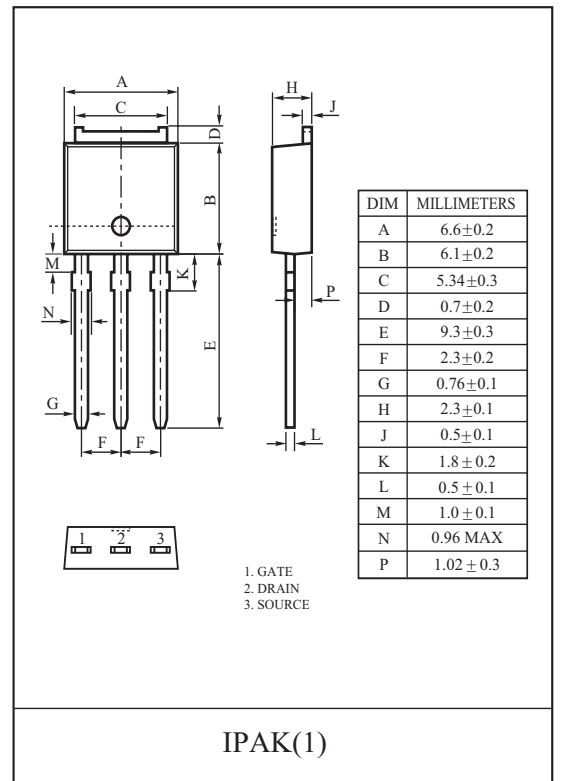
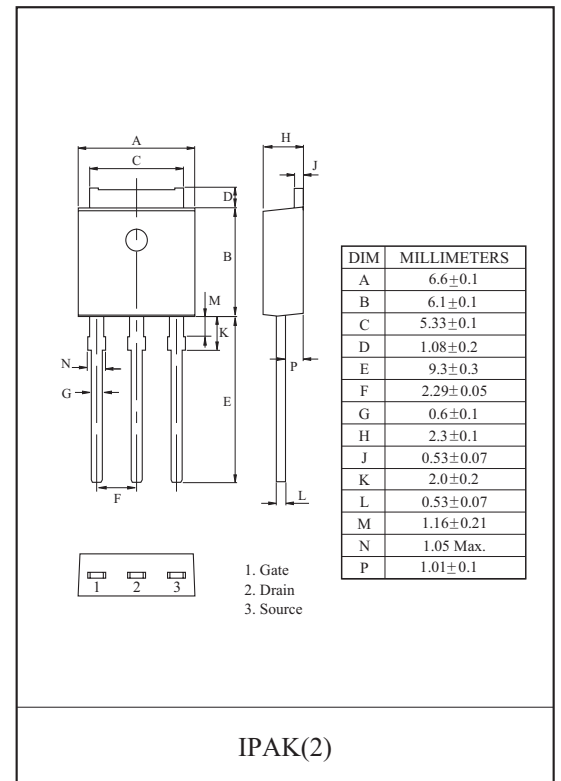
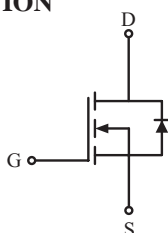
\*NRND : Not Recommended for new design

## MAXIMUM RATING (Ta=25 °C)

CHARACTERISTIC	SYMBOL	RATING	UNIT
Drain-Source Voltage	$V_{DSS}$	600	V
Gate-Source Voltage	$V_{GSS}$	$\pm 30$	V
Drain Current	$T_C=25$	$I_D$	2.3
	$T_C=100$		1.46
	Pulsed (Note1)	$I_{DP}$	7*
Single Pulsed Avalanche Energy (Note 2)	$E_{AS}$	120	mJ
Repetitive Avalanche Energy (Note 1)	$E_{AR}$	3.2	mJ
Peak Diode Recovery dv/dt (Note 3)	dv/dt	4.5	V/ns
Drain Power Dissipation	$T_C=25$	$P_D$	44.6
	Derate above 25		0.34
Maximum Junction Temperature	$T_j$	150	
Storage Temperature Range	$T_{stg}$	-55 150	
<b>Thermal Characteristics</b>			
Thermal Resistance, Junction-to-Case	$R_{thJC}$	2.8	/W
Thermal Resistance, Junction-to-Ambient	$R_{thJA}$	110	/W

\* : Drain current limited by maximum junction temperature.

## PIN CONNECTION



# KF3N60I

## ELECTRICAL CHARACTERISTICS (Ta=25 °C)

CHARACTERISTIC	SYMBOL	TEST CONDITION	MIN.	TYP.	MAX.	UNIT
<b>Static</b>						
Drain-Source Breakdown Voltage	$BV_{DSS}$	$I_D=250\mu A, V_{GS}=0V$	600	-	-	V
Breakdown Voltage Temperature Coefficient	$BV_{DSS}/T_j$	$I_D=250\mu A$ , Referenced to 25	-	0.61	-	V/°C
Drain Cut-off Current	$I_{DSS}$	$V_{DS}=600V, V_{GS}=0V$ ,	-	-	10	$\mu A$
Gate Threshold Voltage	$V_{th}$	$V_{DS}=V_{GS}, I_D=250\mu A$	2.5	-	4.5	V
Gate Leakage Current	$I_{GSS}$	$V_{GS}=\pm 30V, V_{DS}=0V$	-	-	$\pm 100$	nA
Drain-Source ON Resistance	$R_{DS(ON)}$	$V_{GS}=10V, I_D=1.15A$	-	2.8	3.3	
<b>Dynamic</b>						
Total Gate Charge	$Q_g$	$V_{DS}=480V, I_D=3A$ $V_{GS}=10V$ (Note4,5)	-	8.5	-	nC
Gate-Source Charge	$Q_{gs}$		-	1.8	-	
Gate-Drain Charge	$Q_{gd}$		-	3.6	-	
Turn-on Delay time	$t_{d(on)}$	$V_{DD}=300V$ $I_D=3A$ $R_G=25$ (Note4,5)	-	25	-	ns
Turn-on Rise time	$t_r$		-	25	-	
Turn-off Delay time	$t_{d(off)}$		-	40	-	
Turn-off Fall time	$t_f$		-	20	-	
Input Capacitance	$C_{iss}$	$V_{DS}=25V, V_{GS}=0V, f=1.0MHz$	-	355	-	pF
Output Capacitance	$C_{oss}$		-	45	-	
Reverse Transfer Capacitance	$C_{rss}$		-	4.4	-	
<b>Source-Drain Diode Ratings</b>						
Continuous Source Current	$I_S$	$V_{GS}<V_{th}$	-	-	3	A
Pulsed Source Current	$I_{SP}$		-	-	12	
Diode Forward Voltage	$V_{SD}$	$I_S=2.3A, V_{GS}=0V$	-	-	1.4	V
Reverse Recovery Time	$t_{rr}$	$I_S=3A, V_{GS}=0V$ , $dI_S/dt=100A/\mu s$	-	300	-	ns
Reverse Recovery Charge	$Q_{rr}$		-	1.5	-	$\mu C$

Note 1) Repetivity rating : Pulse width limited by junction temperature.

Note 2)  $L=24.5mH, I_S=3A, V_{DD}=50V, R_G=25$  , Starting  $T_j=25$  .

Note 3)  $I_S=3A, dI/dt=100A/\mu s, V_{DD}=BV_{DSS}$ , Starting  $T_j=25$  .

Note 4) Pulse Test : Pulse width  $300\mu s$ , Duty Cycle 2%.

Note 5) Essentially independent of operating temperature.

## Marking

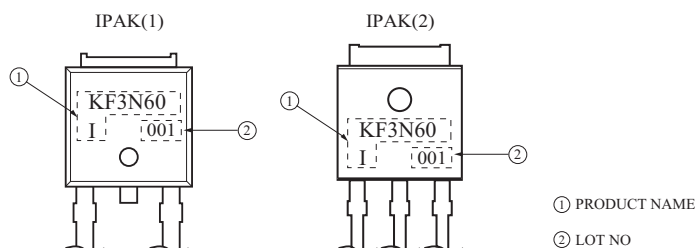


Fig1.  $I_D - V_{DS}$

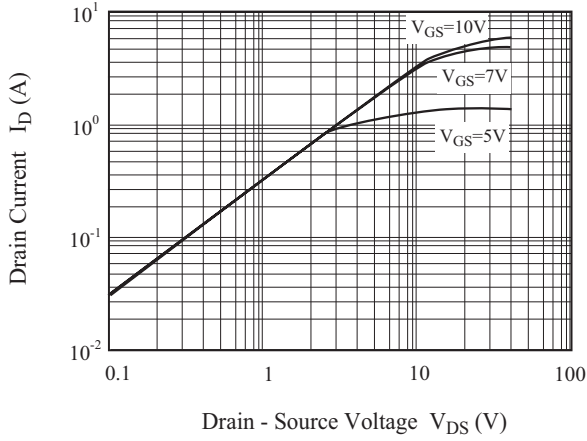


Fig2.  $I_D - V_{GS}$

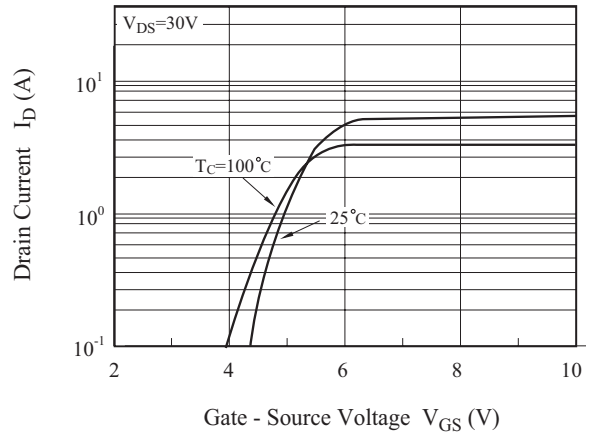


Fig3.  $BV_{DSS} - T_j$

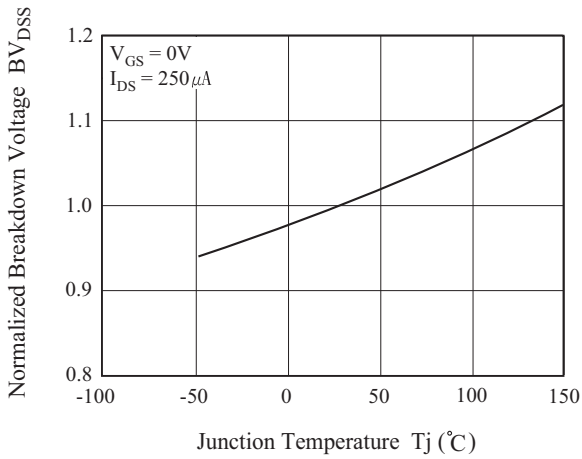


Fig4.  $R_{DS(ON)} - I_D$

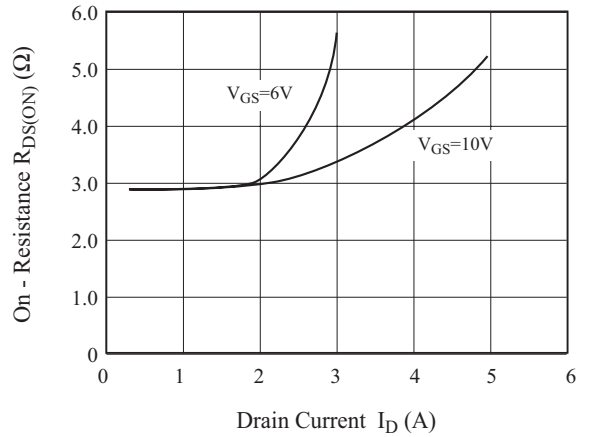


Fig5.  $I_S - V_{SD}$

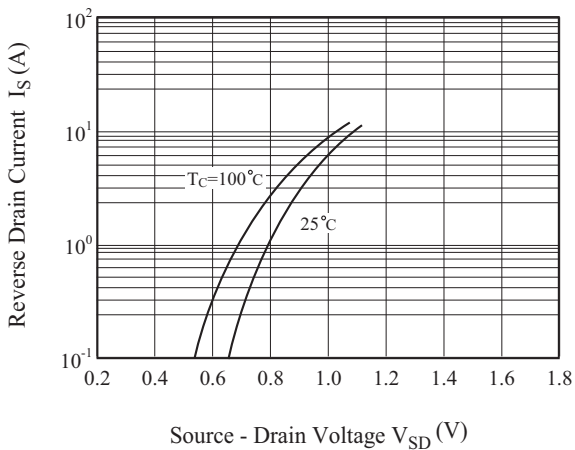


Fig6.  $R_{DS(ON)} - T_j$

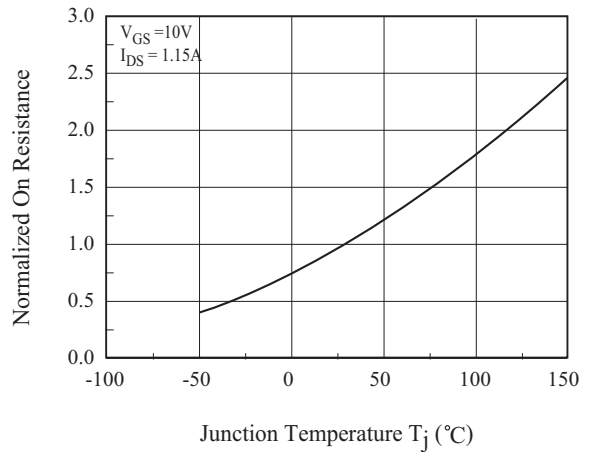


Fig 7. C - V<sub>DS</sub>

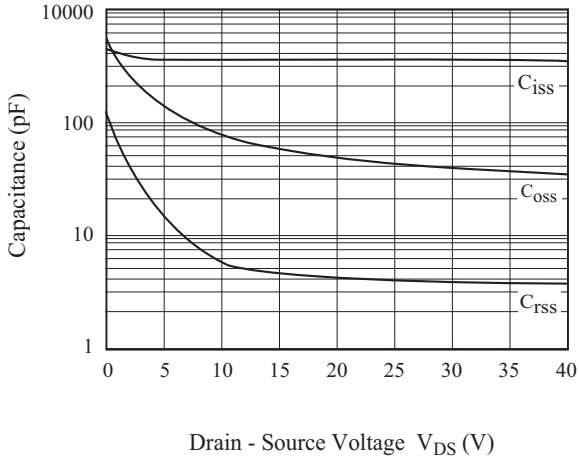


Fig8. Q<sub>g</sub>- V<sub>GS</sub>

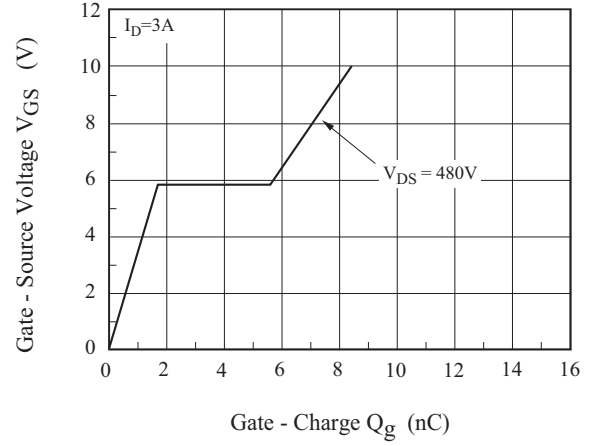


Fig9. Safe Operation Area

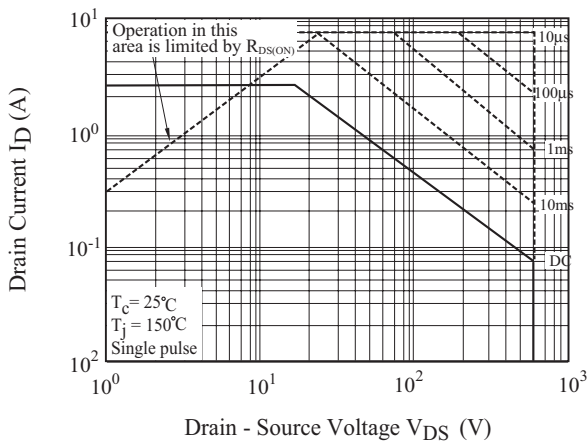


Fig10. I<sub>D</sub> - T<sub>j</sub>

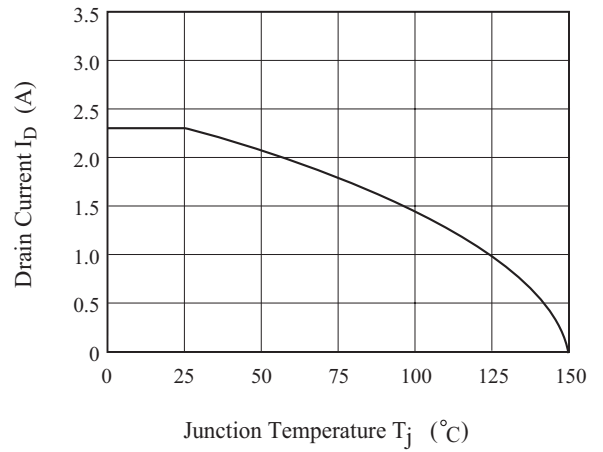


Fig11. Transient Thermal Response Curve ( $R_{th\ j-c}$ )

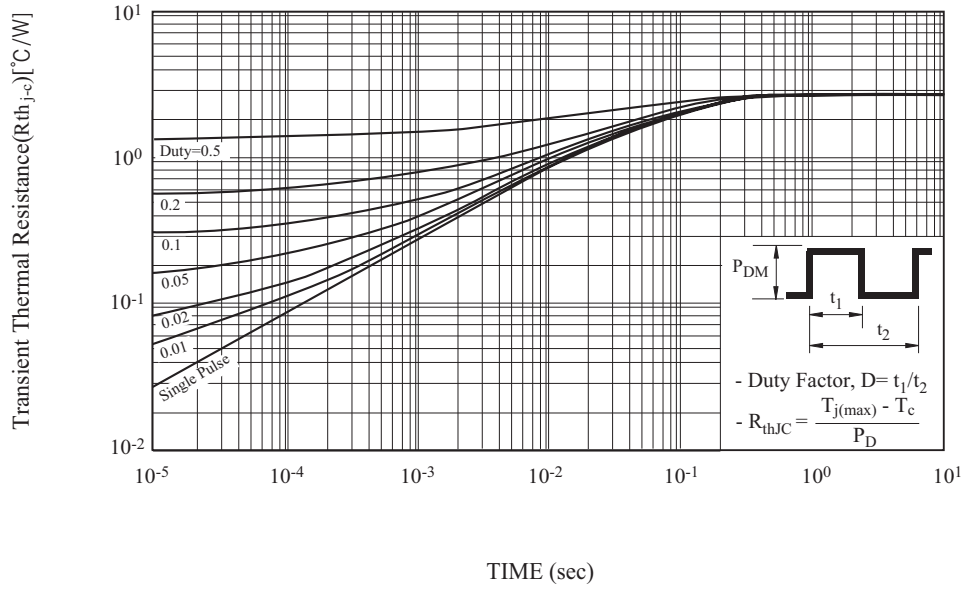


Fig12. Transient Thermal Response Curve ( $R_{th\ j-a}$ )

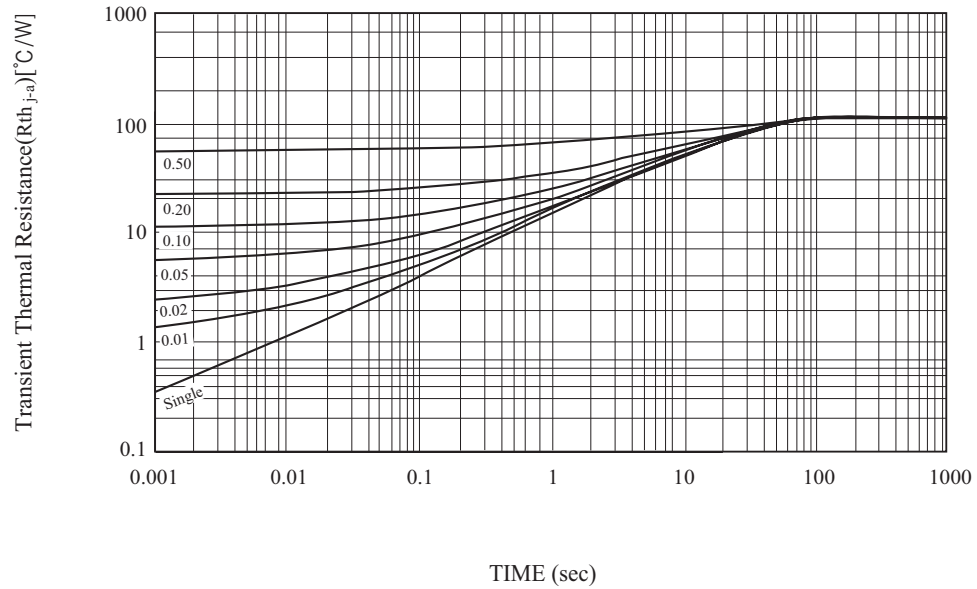


Fig13. Gate Charge

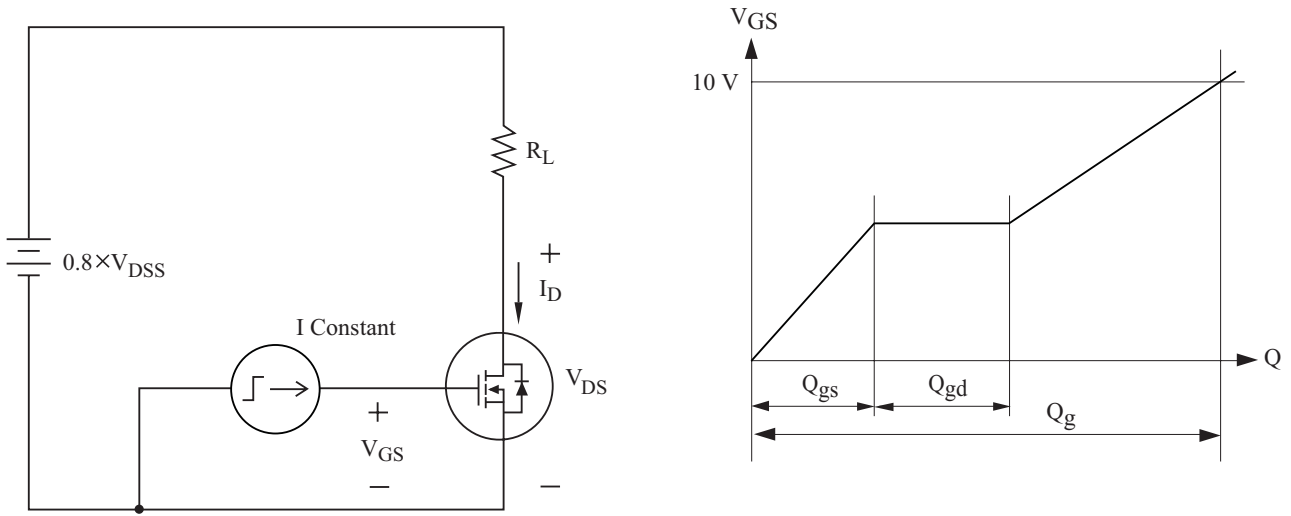


Fig14. Single Pulsed Avalanche Energy

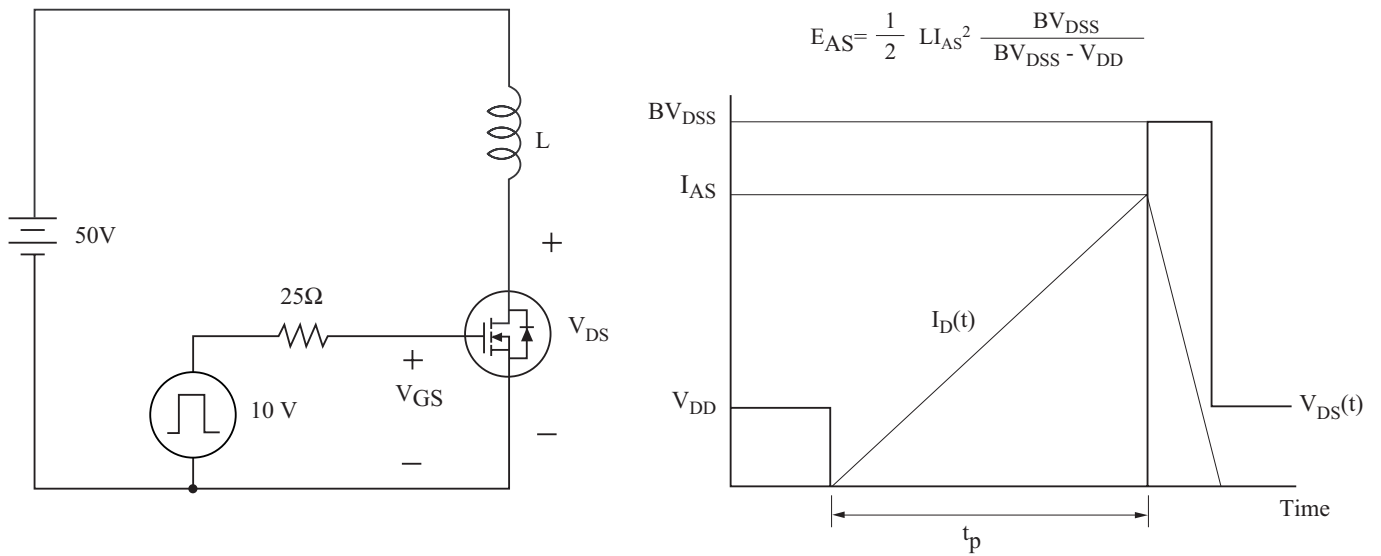


Fig15. Resistive Load Switching

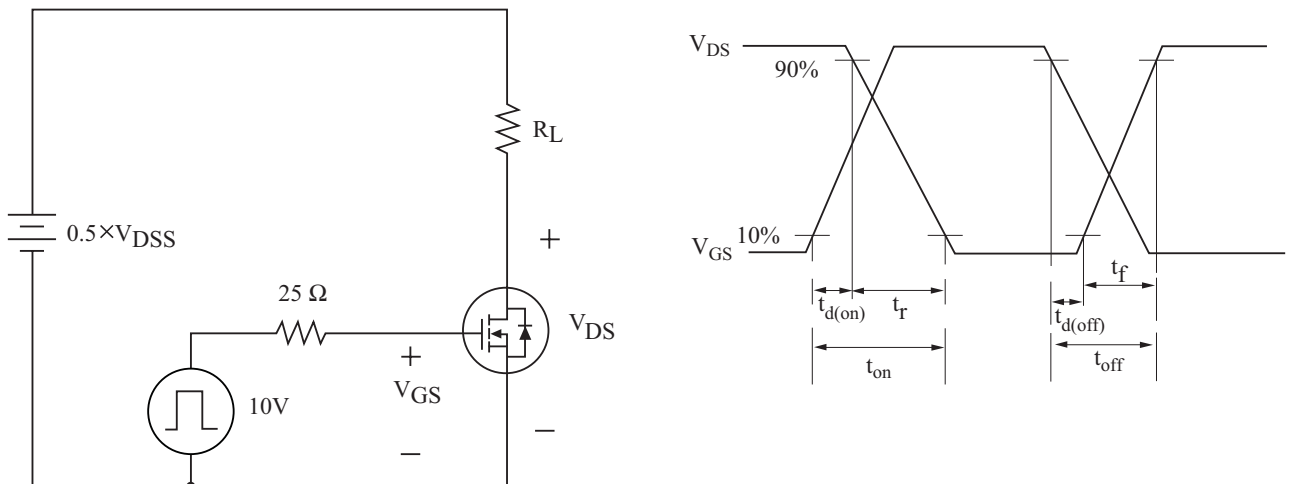


Fig16. Source - Drain Diode Reverse Recovery and dv /dt

