

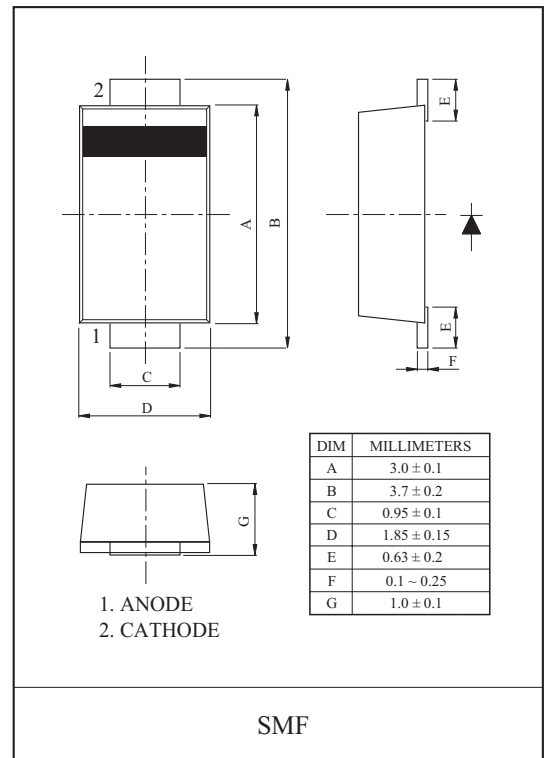
SWITCHING TYPE POWER SUPPLY APPLICATIONS.

FEATURES

- Repetitive Peak Reverse Voltage : $V_{RRM}=40V$.
- Average Output Rectified Current : $I_O=1.0A$.
- Peak Forward Voltage : $V_{FM}=0.50V(max.)$
- For Use in Low Voltage, High Frequency inverters, Free Wheeling, and Polarity Protection Applications.
- Suffix U : Qualified to AEC-Q101.
ex) SMFB14-RTK/HU

APPLICATION

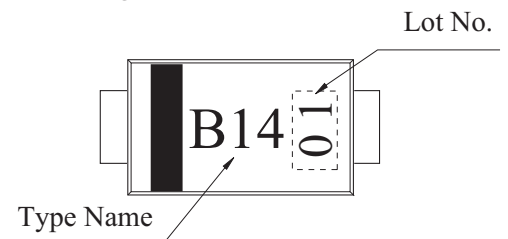
- Switching Power Supply.
- Reversed Battery Connection Protection.
- DC/DC Converter.
- Cellular Phones.



MAXIMUM RATING (Ta=25 °C)

CHARACTERISTIC	SYMBOL	RATING	UNIT
Maximum Repetitive Peak Reverse Voltage	V_{RRM}	40	V
Average Output Rectified Current	I_O	1	A
Peak One Cycle Surge Forward Current (Non-Repetitive 60Hz)	I_{FSM}	22	A
Junction Temperature	T_j	-40 150	
Storage Temperature Range	T_{stg}	-40 150	

Marking

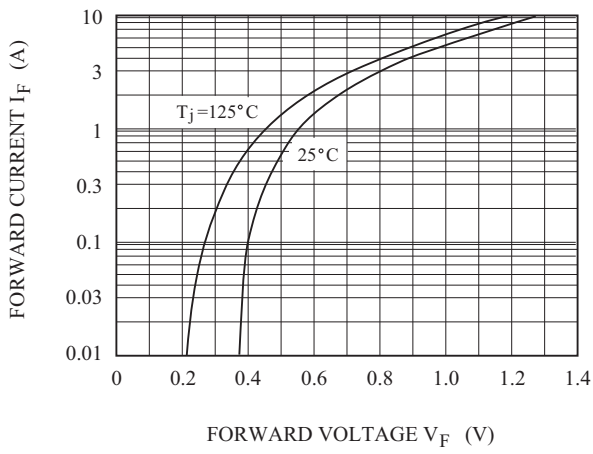


ELECTRICAL CHARACTERISTICS (Ta=25 °C)

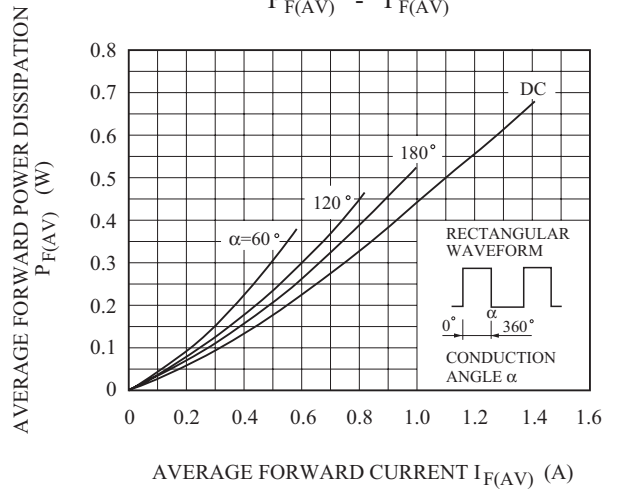
CHARACTERISTIC	SYMBOL	TEST CONDITION	MIN.	TYP.	MAX.	UNIT
Peak Forward Voltage	V_{FM}	$I_{FM}=1.0A$	-	-	0.50	V
Repetitive Peak Reverse Current	I_{RRM}	$V_{RRM}=\text{Rated}$	-	-	100	μA
Thermal Resistance	$R_{th(j-l)}$	Junction to lead	-	-	20	/W
	$R_{th(j-a)}$	Junction to ambient (on a grass-epoxy board)	-	-	140	

SMFB14

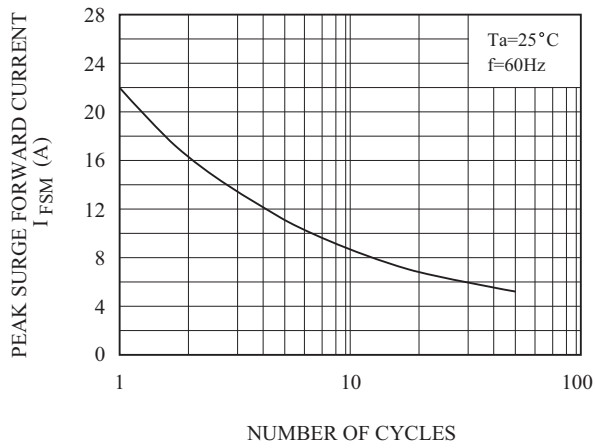
$I_F - V_F$



$P_{F(AV)} - I_{F(AV)}$



SURGE FORWARD CURRENT
(NON - REPETITIVE)



$T_a - I_{F(AV)}$

