

SWITCHING MODE POWER SUPPLY APPLICATION.
CONVERTER & CHOPPER APPLICATION.

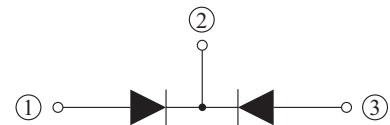
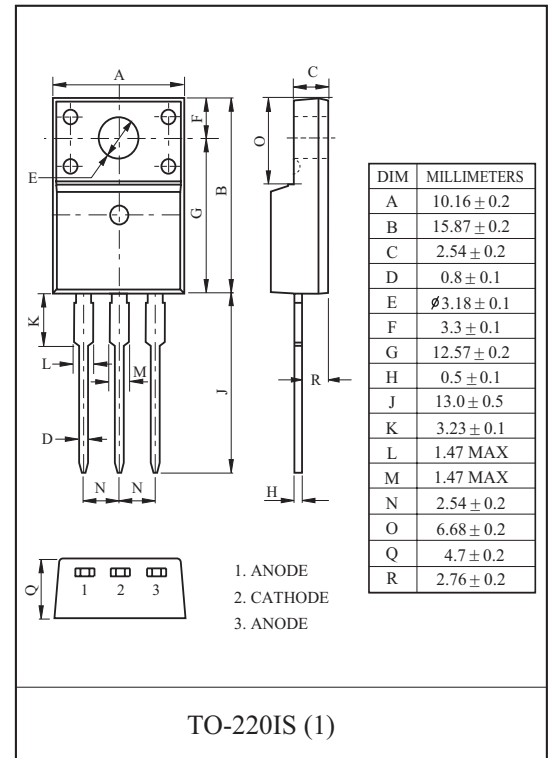
FEATURES

- Average Output Rectified Current
: $I_O=40A$
- Repetitive Peak Reverse Voltage
: $V_{RRM}=100V$
- Low Forward Voltage
- Low Reverse Current
- Molding Compound Flammability Rating : UL 94V-0
- Pb-Free, Halogen-Free, RoHs Compliant

MAXIMUM RATING (Ta=25)

CHARACTERISTIC	SYMBOL	RATING	UNIT
Repetitive Peak Reverse Voltage	V_{RRM}	100	V
Average Output Rectified Current (Note)	I_O	40	A
Peak One Cycle Surge Forward Current (Non-Repetitive 60Hz)	I_{FSM}	200	A
Junction Temperature	T_j	-40 150	
Storage Temperature Range	T_{stg}	-55 150	

Note : average forward current of centertap full wave connection



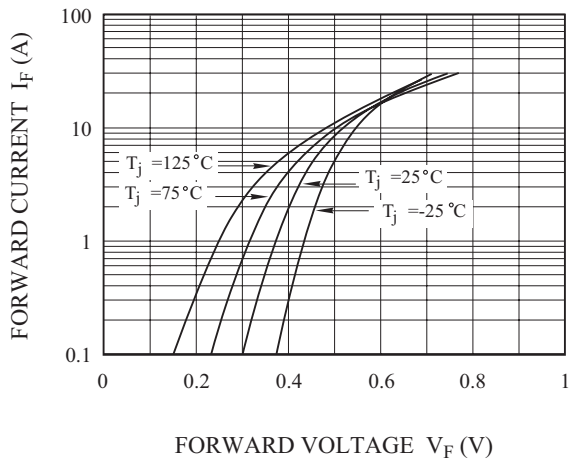
ELECTRICAL CHARACTERISTICS (Ta=25)

CHARACTERISTIC	SYMBOL	TEST CONDITION	MIN.	TYP.	MAX.	UNIT
Peak Forward Voltage (Note)	V_{FM}	$I_{FM}=5A$	-	0.42	-	V
		$I_{FM}=10A$	-	0.54	-	
		$I_{FM}=20A$	-	0.67	0.72	
Repetitive Peak Reverse Current (Note)	I_{RRM}	$V_{RRM}=100V$	-	20	100	μA
Junction Capacitance (Note)	C_J	$V_R=0V, f=1MHz$	-	2.4	-	nF
Thermal Resistance (Note)	$R_{th(j-c)}$	Junction to Case	-	-	4	/W

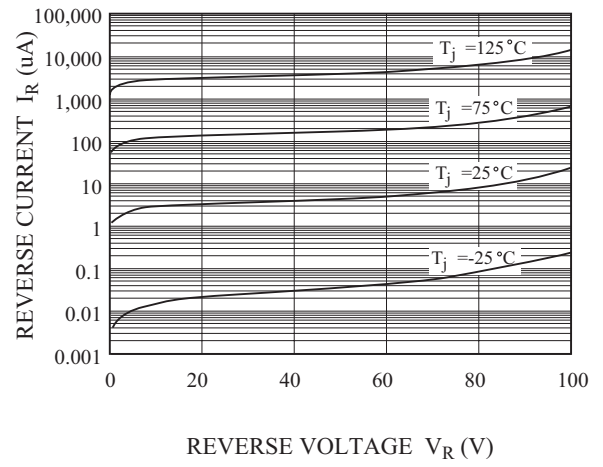
Note : A value of one cell

TMBRF40100CT

$I_F - V_F$



$I_R - V_R$



$C_J - V_R$

