

**GENERAL PURPOSE APPLICATION.
SWITCHING APPLICATION.**

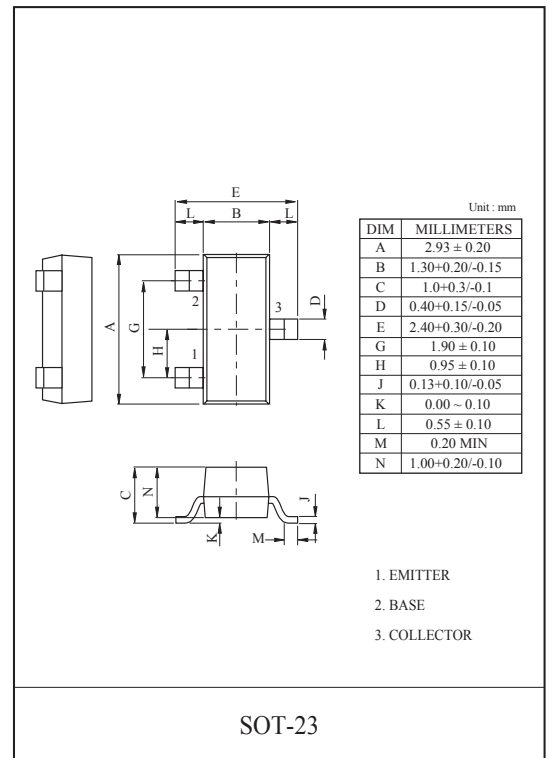
FEATURES

- Low Leakage Current
: $I_{CEX}=10nA(\text{Max.})$; $V_{CE}=60V$, $V_{EB(OFF)}=3V$.
- Low Saturation Voltage
: $V_{CE(sat)}=0.3V(\text{Max.})$; $I_C=150mA$, $I_B=15mA$.
- Complementary to the KTN2907S/2907AS.
- Suffix U : Qualified to AEC-Q101.
ex) KTN2222AS-RTK/HU

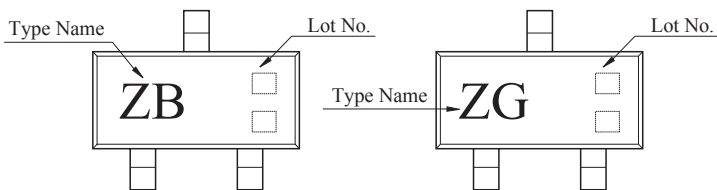
MAXIMUM RATING (Ta=25°C)

CHARACTERISTIC	SYMBOL	RATING		UNIT
		KTN2222S	KTN2222AS	
Collector-Base Voltage	V_{CBO}	60	75	V
Collector-Emitter Voltage	V_{CEO}	30	40	V
Emitter-Base Voltage	V_{EBO}	5	6	V
Collector Current	I_C	600		mA
Collector Power Dissipation (Ta=25°C)	P_C	350		mW
Junction Temperature	T_j	150		°C
Storage Temperature Range	T_{stg}	-55 ~ 150		°C

Note : P_C^* : Package Mounted on 99.5% alumina 10 x 8 x 0.6mm.



Marking



MARK SPEC

TYPE	MARK
KTN2222S	Z B
KTN2222AS	Z G

KTN2222S/AS

ELECTRICAL CHARACTERISTICS (Ta=25°C)

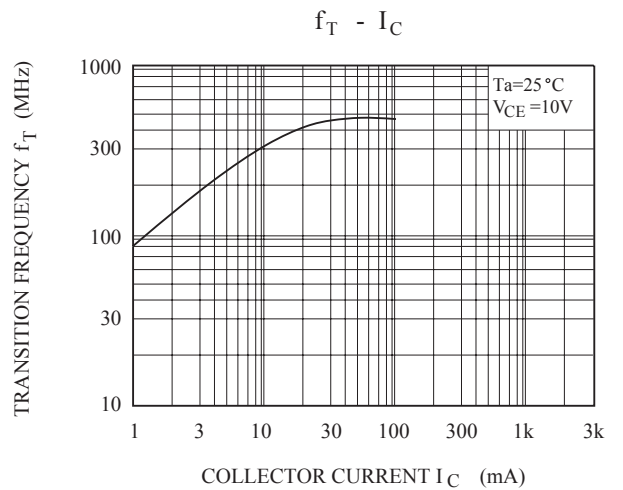
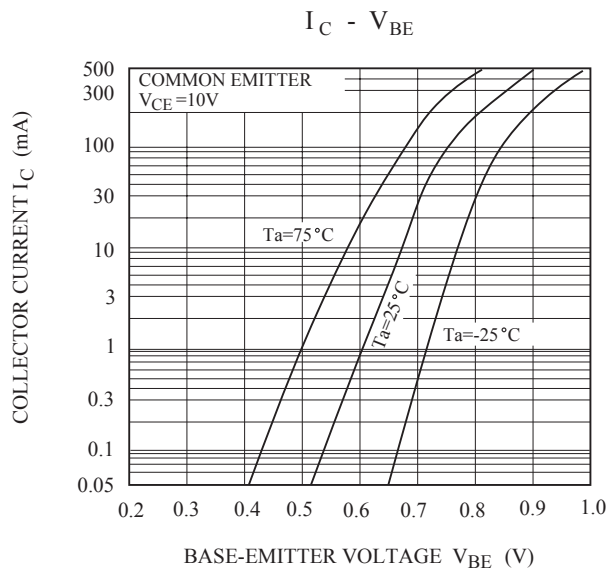
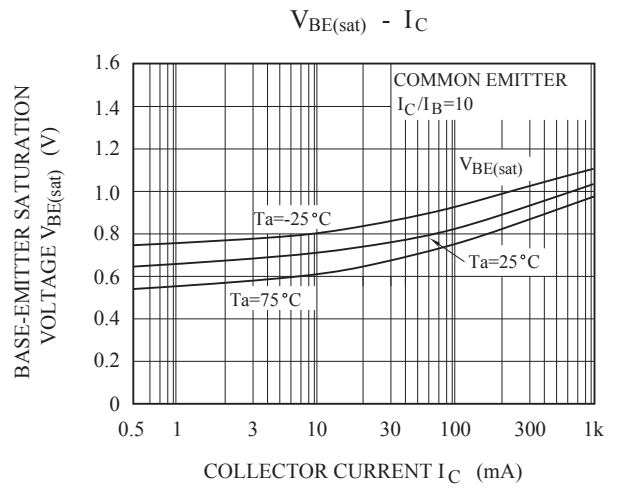
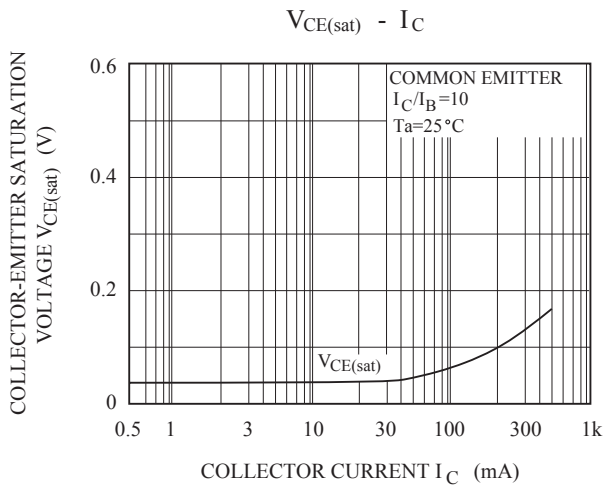
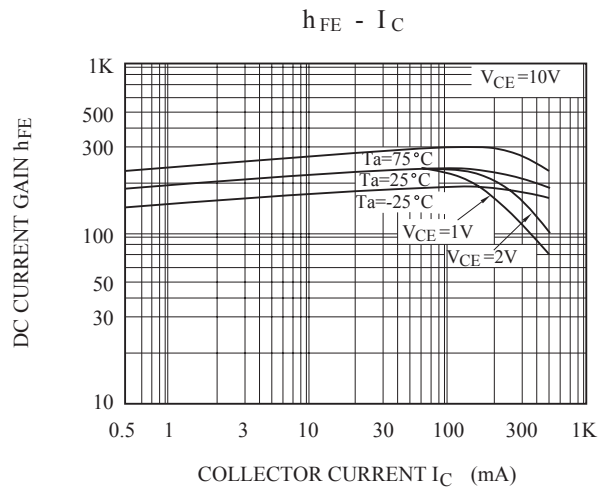
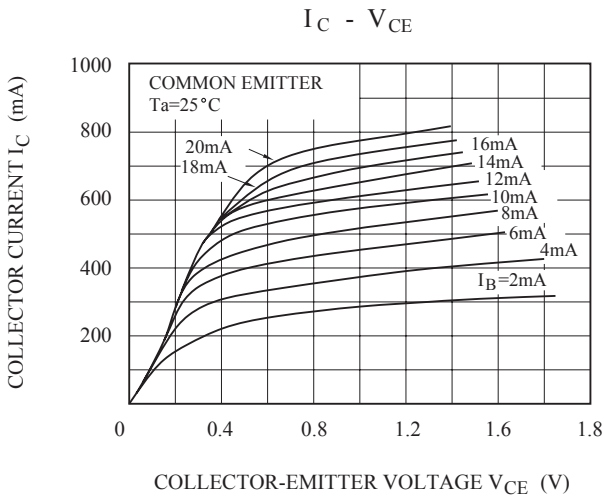
CHARACTERISTIC		SYMBOL	TEST CONDITION	MIN.	TYP.	MAX.	UNIT	
Collector Cut-off Current	KTN2222AS	I_{CEX}	$V_{CE}=60V, V_{EB(OFF)}=3V$	-	-	10	nA	
Collector Cut-off Current	KTN2222S	I_{CBO}	$V_{CB}=50V, I_E=0$	-	-	0.01	μA	
	KTN2222AS		$V_{CB}=60V, I_E=0$	-	-	0.01		
Emitter Cut-off Current	KTN2222AS	I_{EBO}	$V_{EB}=3V, I_C=0$	-	-	10	nA	
Collector-Base Breakdown Voltage	KTN2222S	$V_{(BR)CBO}$	$I_C=10\mu A, I_E=0$	60	-	-	V	
	KTN2222AS			75	-	-		
Collector-Emitter Breakdown Voltage *	KTN2222S	$V_{(BR)CEO}$	$I_E=10mA, I_B=0$	30	-	-	V	
	KTN2222AS			40	-	-		
Emitter-Base Breakdown Voltage	KTN2222S	$V_{(BR)EBO}$	$I_E=10\mu A, I_C=0$	5	-	-	V	
	KTN2222AS			6	-	-		
DC Current Gain *	KTN2222S		$h_{FE(1)}$	$I_C=0.1mA, V_{CE}=10V$	35	-	-	
			$h_{FE(2)}$	$I_C=1mA, V_{CE}=10V$	50	-	-	
			$h_{FE(3)}$	$I_C=10mA, V_{CE}=10V$	75	-	-	
			$h_{FE(4)}$	$I_C=150mA, V_{CE}=10V$	100	-	300	
	KTN2222AS		$h_{FE(5)}$	$I_C=500mA, V_{CE}=10V$	30	-	-	
					40	-	-	
Collector-Emitter Saturation Voltage *	KTN2222S	$V_{CE(sat)1}$	$I_C=150mA, I_B=15mA$	-	-	0.4	V	
	KTN2222AS			-	-	0.3		
	KTN2222S	$V_{CE(sat)2}$	$I_C=500mA, I_B=50mA$	-	-	1.6		
	KTN2222AS			-	-	1		
Base-Emitter Saturation Voltage *	KTN2222S	$V_{BE(sat)1}$	$I_C=150mA, I_B=15mA$	-	-	1.3	V	
	KTN2222AS			0.6	-	1.2		
	KTN2222S	$V_{BE(sat)2}$	$I_C=500mA, I_B=50mA$	-	-	2.6		
	KTN2222AS			-	-	2.0		
Transition Frequency	KTN2222S	f_T	$V_{CE}=20V, I_C=20mA, f=100MHz$	250	-	-	MHz	
	KTN2222AS			300	-	-		
Collector Output Capacitance		C_{ob}	$V_{CB}=10V, I_E=0, f=1.0MHz$	-	-	8	pF	
Input Capacitance	KTN2222S	C_{ib}	$V_{EB}=0.5V, I_C=0, f=1.0MHz$	-	-	30	pF	
	KTN2222AS			-	-	25		

* Pulse Test : Pulse Width $\leq 300\mu s$, Duty Cycle $\leq 2\%$.

KTN2222S/AS

ELECTRICAL CHARACTERISTICS (Ta=25°C)

CHARACTERISTIC		SYMBOL	TEST CONDITION	MIN.	TYP.	MAX.	UNIT
Input Impedance	KTN2222AS	h_{ie}	$I_C=1mA, V_{CE}=10V, f=1kHz$	2	-	8	k Ω
			$I_C=10mA, V_{CE}=10V, f=1kHz$	0.25	-	1.25	
Voltage Feedback Ratio	KTN2222AS	h_{re}	$I_C=1mA, V_{CE}=10V, f=1kHz$	-	-	8	$\times 10^{-4}$
			$I_C=10mA, V_{CE}=10V, f=1kHz$	-	-	4	
Small-Signal Current Gain	KTN2222AS	h_{fe}	$I_C=1mA, V_{CE}=10V, f=1kHz$	50	-	300	
			$I_C=10mA, V_{CE}=10V, f=1kHz$	75	-	375	
Collector Output Admittance	KTN2222AS	h_{oe}	$I_C=1mA, V_{CE}=10V, f=1kHz$	5	-	35	$\mu\Omega$
			$I_C=10mA, V_{CE}=10V, f=1kHz$	25	-	200	
Collector-Base Time Constant	KTN2222AS	$C_c \cdot r_{bb}'$	$I_E=20mA, V_{CB}=20V, f=31.8MHz$	-	-	150	pS
Noise Figure	KTN2222AS	NF	$I_C=100\mu A, V_{CE}=10V,$ $R_g=1k\Omega, f=1kHz$	-	-	4	dB
Switching Time	Delay Time	t_d	$V_{CC}=30V, V_{BE(OFF)}=0.5V$	-	-	10	nS
	Rise Time	t_r	$I_C=150mA, I_{B1}=15mA$	-	-	25	
	Storage Time	t_{stg}	$V_{CC}=30V, I_C=150mA$	-	-	225	
	Fall Time	t_f	$I_{B1}=-I_{B2}=15mA$	-	-	60	



KTN2222S/AS

