

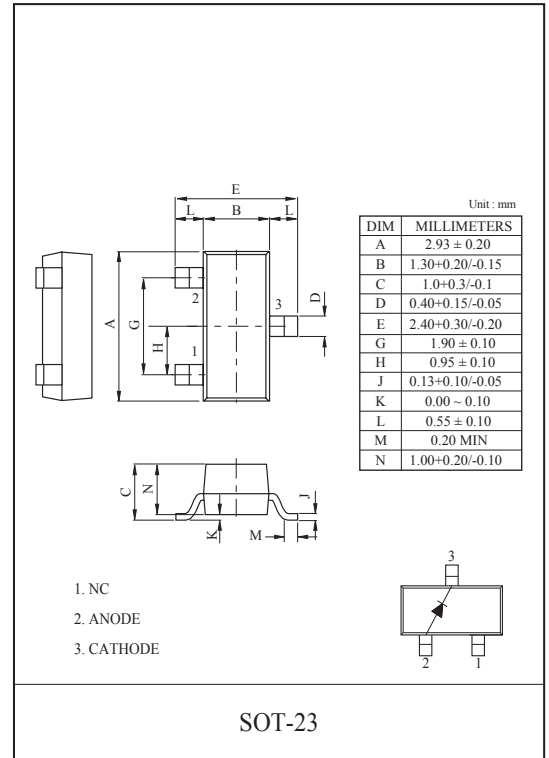
High frequency rectification
(Switching regulators, converters, choppers)

FEATURES

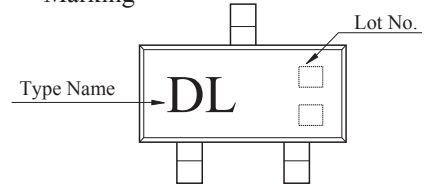
- Low Forward Voltage : $V_F \text{ max}=0.55\text{V}$.
- Low Leakage Current : $I_R \text{ max}=10\mu\text{A}$
- Suffix U : Qualified to AEC-Q101
ex) KDR105S-RTK/HU

MAXIMUM RATING (Ta=25°C)

CHARACTERISTIC	SYMBOL	RATING	UNIT
Repetitive Peak Reverse Voltage	V_{RRM}	50	V
Reverse Voltage	V_R	50	V
Average Forward Current	I_O	0.1	A
Non-repetitive Peak Surge Current	I_{FSM}	2	A
Junction Temperature	T_j	125	°C
Storage Temperature	T_{stg}	-55 ~ 125	°C



Marking

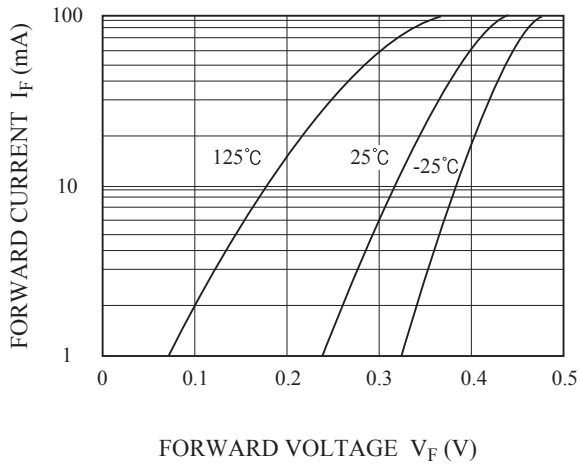


ELECTRICAL CHARACTERISTICS (Ta=25°C)

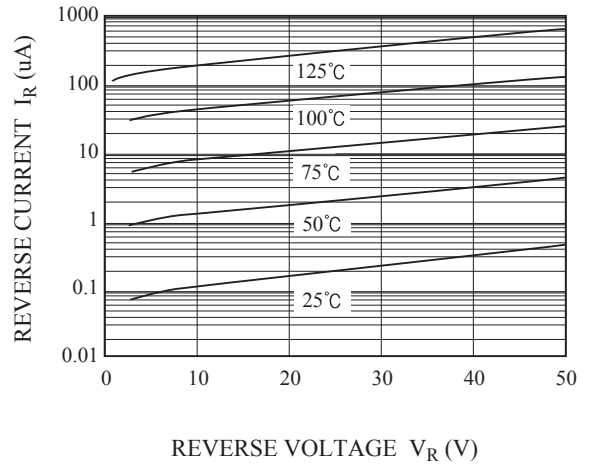
CHARACTERISTIC	SYMBOL	TEST CONDITION	MIN.	TYP.	MAX.	UNIT
Reverse Voltage	V_R	$I_R=50\mu\text{A}$	50	-	-	V
Forward Voltage	V_F	$I_F=0.1\text{A}$	-	-	0.55	V
Reverse Current	I_R	$V_R=25\text{V}$	-	-	10	μA
Total Capacitance	C_T	$V_R=10\text{V}, f=1\text{MHz}$	-	7.7	-	pF

KDR105S

$I_F - V_F$



$I_R - V_R$



$V_R - C$

