

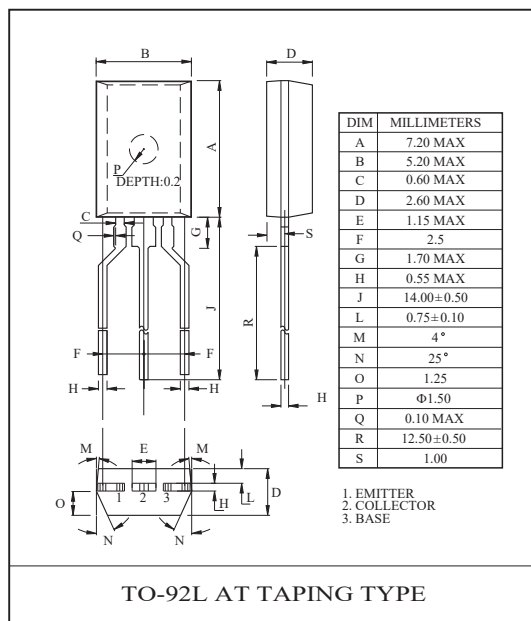
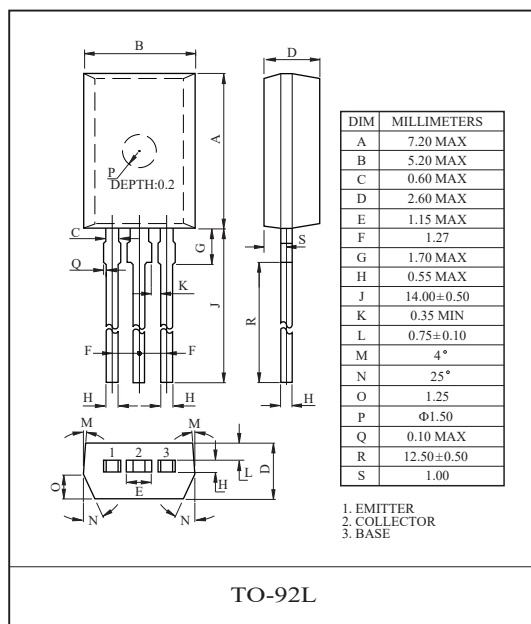
COLOR TV VERT. DEFELECTION OUTPUT APPLICATION.
COLOR TV CLASS B SOUND OUTPUT APPLICATION.

FEATURES

- High Voltage : $V_{CEO}=160V$.
- Large Continuous Collector Current Capability.
- Recommended for Vert. Deflection Output & Sound Output Applications for Line Operated TV.
- Complementary to KTA1275.

MAXIMUM RATING ($T_a=25^{\circ}C$)

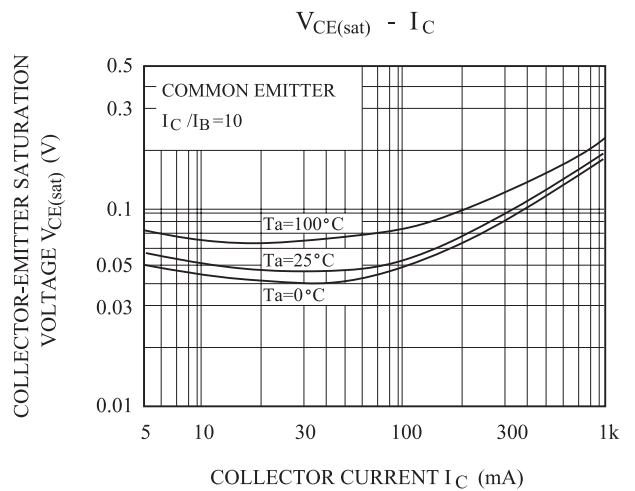
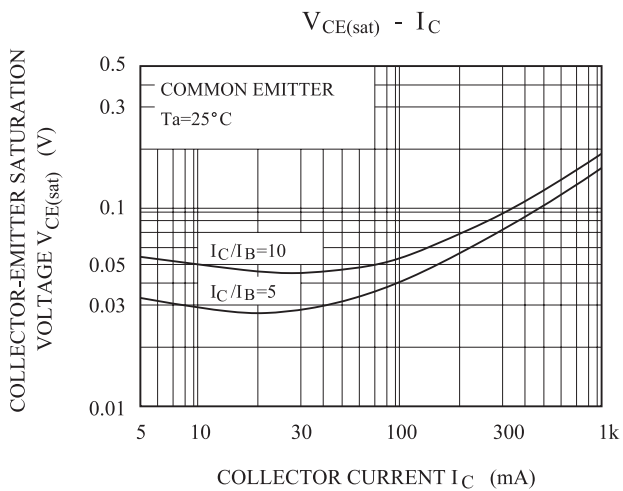
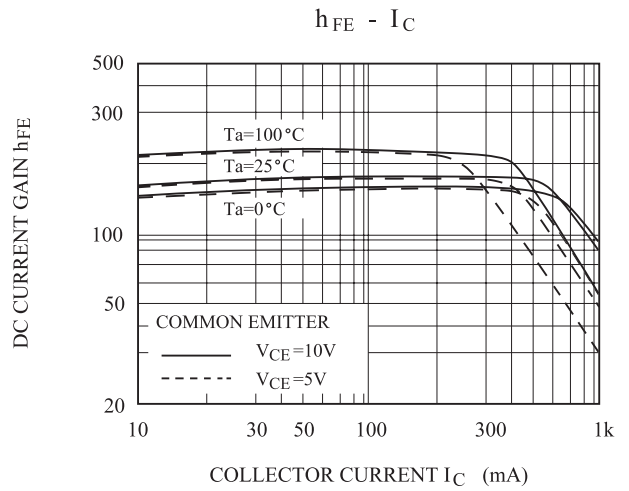
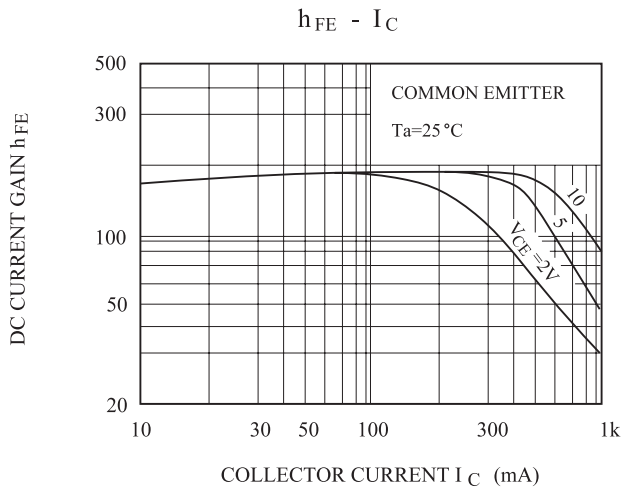
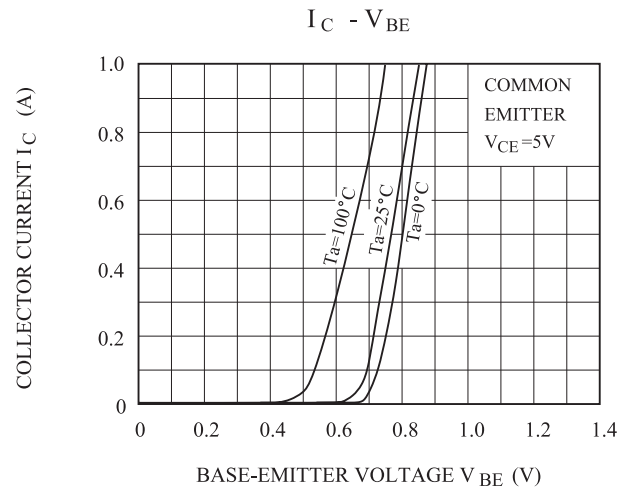
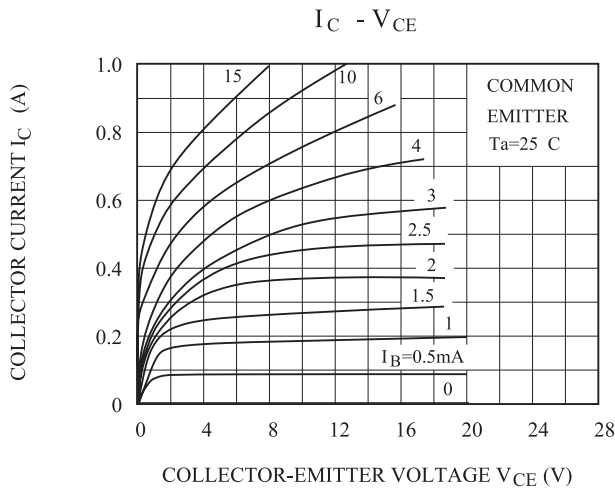
CHARACTERISTIC		SYMBOL	RATING	UNIT
Collector-Base Voltage		V_{CBO}	160	V
Collector-Emitter Voltage		V_{CEO}	160	V
Emitter-Base Voltage		V_{EBO}	6	V
Collector Current	DC	I_C	1	A
	Pulse	I_{CP}	2	
Base Current		I_B	0.5	A
Collector Power Dissipation		P_C	1	W
Junction Temperature		T_j	150	$^{\circ}C$
Storage Temperature Range		T_{stg}	-55 ~ 150	$^{\circ}C$



ELECTRICAL CHARACTERISTICS ($T_a=25^{\circ}C$)

CHARACTERISTIC	SYMBOL	TEST CONDITION	MIN.	TYP.	MAX.	UNIT
Collector Cut-off Current	I_{CBO}	$V_{CB}=150V, I_E=0$	-	-	1.0	μA
Emitter Cut-off Current	I_{EBO}	$V_{EB}=6V, I_C=0$	-	-	1.0	μA
Collector-Emitter Breakdown Voltage	$V_{(BR)CEO}$	$I_C=10mA, I_B=0$	160	-	-	V
DC Current Gain	h_{FE} (Note)	$V_{CE}=5V, I_C=200mA$	60	-	320	
Collector-Emitter Saturation Voltage	$V_{CE(sat)}$	$I_C=500mA, I_B=50mA$	-	-	1.5	V
Base-Emitter Voltage	V_{BE}	$V_{CE}=5V, I_C=5mA$	0.45	-	0.75	V
Transition Frequency	f_T	$V_{CE}=5V, I_C=200mA$	20	100	-	MHz
Collector Output Capacitance	C_{ob}	$V_{CB}=10V, I_E=0, f=1MHz$	-	-	20	pF

Note : h_{FE} Classification R:60 ~ 120 0:100 ~ 200, Y:160 ~ 320



KTC3228

