

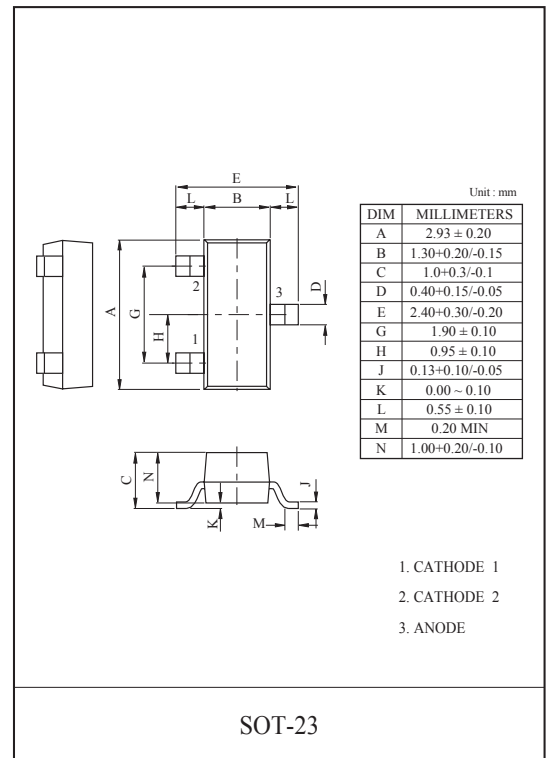
Protection in Portable Electronics Applications.

FEATURES

- 350 Watts peak pulse power (tp=8/20μs)
- Transient protection for data lines to IEC61000-4-2(ESD) 15kV(Air), 8kV(Contact) IEC61000-4-4(EFT) 40A(tp=5/50ns) IEC61000-4-5(Lightning) 15A(tp=8/20μs)
- Standard SOT-23 Package.
- Protects one Bidirectional line or two Unidirectional Lines.
- Low clamping voltage.
- Low leakage current.
- Suffix U : Qualified to AEC-Q101.
ex) PG12GAS23-RTK/HU

APPLICATIONS

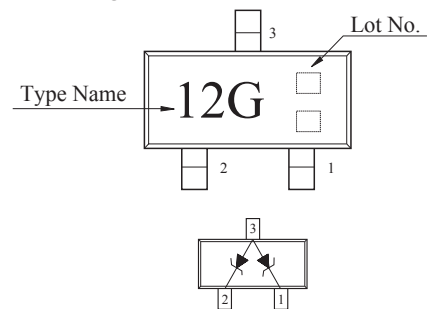
- Cell phone handsets and accessories.
- Microprocessor based equipment.
- Industrial Controls.
- Personal digital assistants (PDA's)
- Notebooks, desktops PC, & servers.
- Portable instrumentation.
- Set-Top Box, DVD Player.



MAXIMUM RATING (Ta=25°C)

CHARACTERISTIC	SYMBOL	RATING	UNIT
Peak Pulse Power (tp=8/20μs)	P _{PK}	350	W
Peak Pulse Current (tp=8/20μs)	I _{PP}	15	A
Junction Temperature	T _j	150	°C
Storage Temperature	T _{stg}	-55 ~ 150	°C
Operating Temperature	T _{opr}	-55 ~ 150	°C

Marking

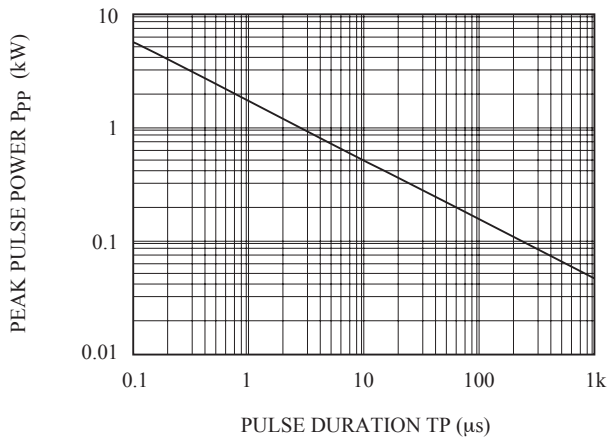


ELECTRICAL CHARACTERISTICS (Ta=25°C)

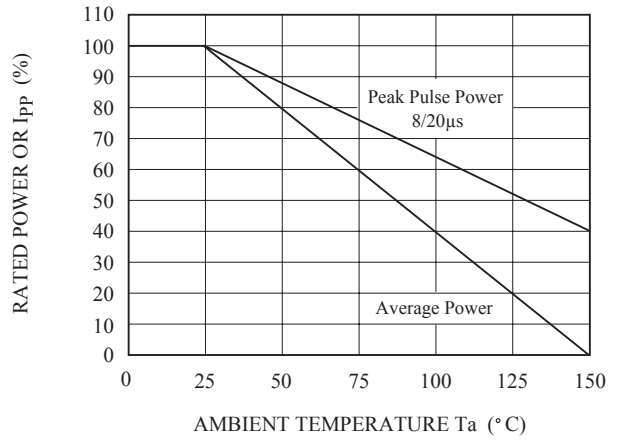
CHARACTERISTIC	SYMBOL	TEST CONDITION	MIN.	TYP.	MAX.	UNIT
Reverse Stand-Off Voltage	V _{RWM}	-	-	-	12	V
Reverse Breakdown Voltage	V _{BR}	I _t =1mA	13.3	-	-	V
Reverse Leakage Current	I _R	V _{RWM} =12V	-	-	1	μA
Clamping Voltage	V _C	I _{PP} =15A, tp=8/20μs	-	-	25	V
Junction Capacitance	C _J	V _R =0V, f=1MHz Pin 1 to 3 and Pin 2 to 3	-	-	150	pF

PG12GAS23

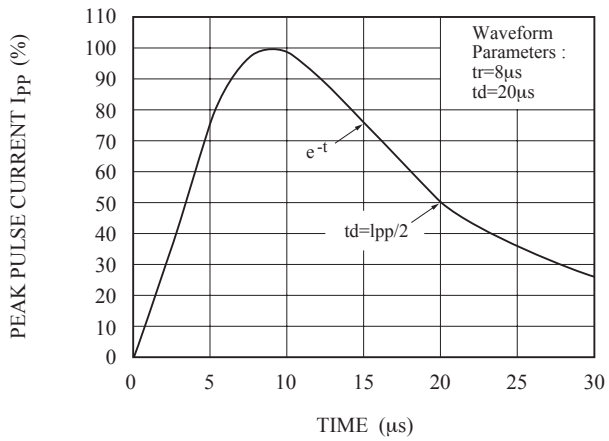
NON-REPETITIVE PEAK PULSE POWER VS. PULSE TIME



POWER DERATION CURVE



PULSE WAVEFORM



$C_J - V_R$

