

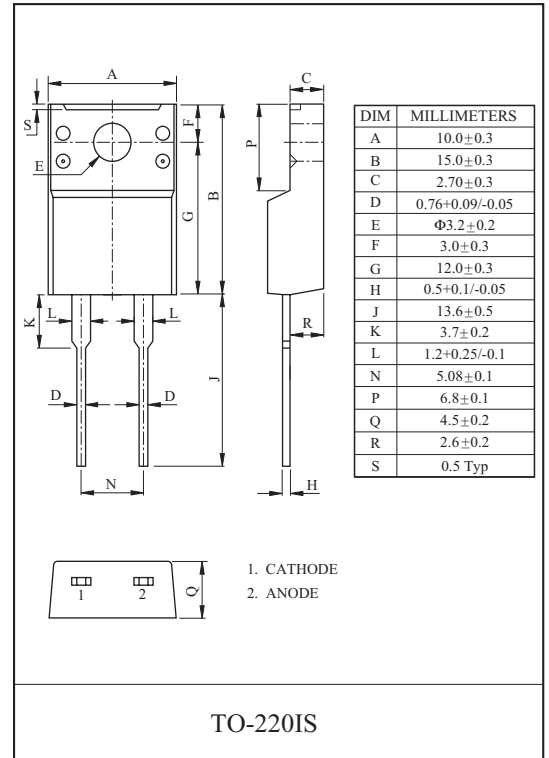
PFC Circuit.

FEATURES

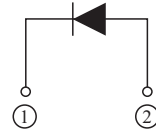
- Ultra-Fast Recovery Time for High Efficiency.
- Low Forward Voltage Drop, High Current Capability, and Low Power Loss.
- Suffix U : Qualified to AEC-Q101.
ex) U8A6CI-U/PU

APPLICATION

- Switching Power Supply.
- Home Appliances, Office Equipment.
- Telecommunication, Factory Automation.



POLARITY



MAXIMUM RATINGS (Ta=25 °C)

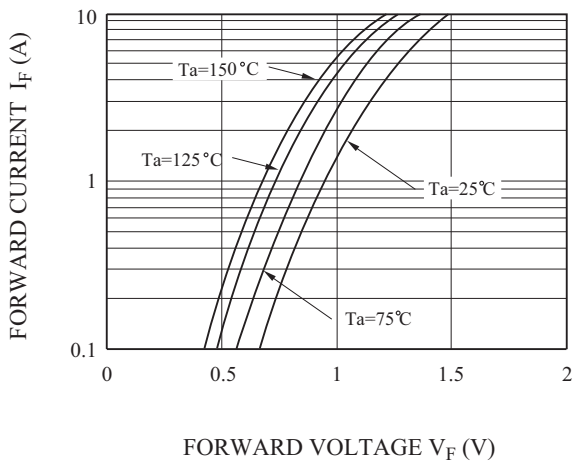
CHARACTERISTIC	SYMBOL	RATING	UNIT
Maximum Reverse Voltage	V_{RM}	600	V
Average Output Rectified Current (Tc=94 °C)	I_O	8	A
Peak One Cycle Surge Forward Current (Non-Repetitive, tp=10ms)	I_{FSM}	100	A
Junction Temperature	T_j	150	
Storage Temperature Range	T_{stg}	-55~150	

ELECTRICAL CHARACTERISTICS (Ta=25 °C)

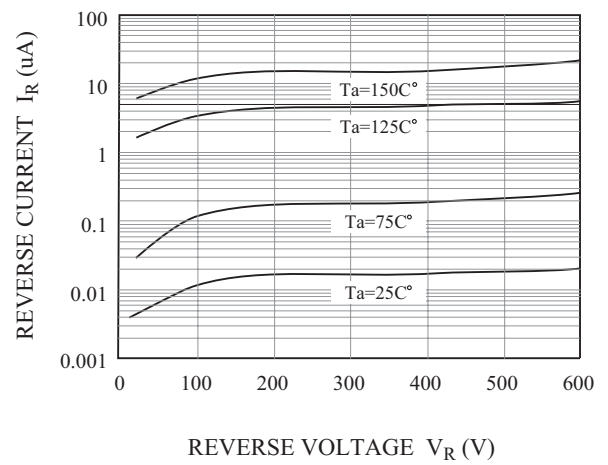
CHARACTERISTIC	SYMBOL	TEST CONDITION	MIN.	TYP.	MAX.	UNIT
Peak Forward Voltage	V_{FM}	$I_{FM}=8A$	-	1.4	1.8	V
Reverse Current	I_{RM}	$V_{RM}=600V$	-	-	30	μA
Reverse Recovery Time	t_{rr}	$I_F=1.0A, V_R=30V, di/dt=-50A/\mu s$	-	24	35	ns
Thermal Resistance	$R_{th(j-c)}$	Junction to Case	-	-	5.0	/W

U8A6CI

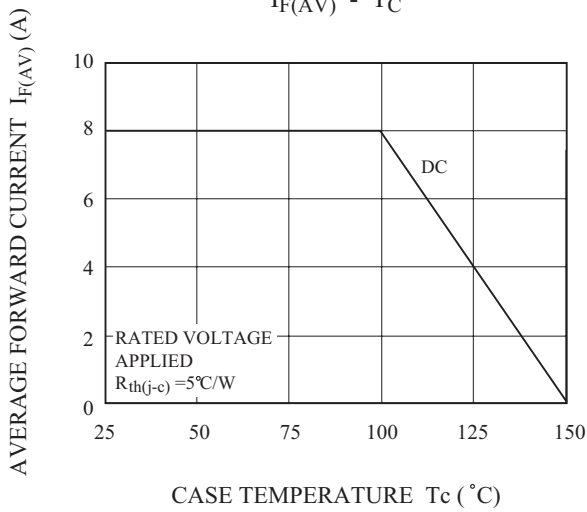
$I_F - V_F$



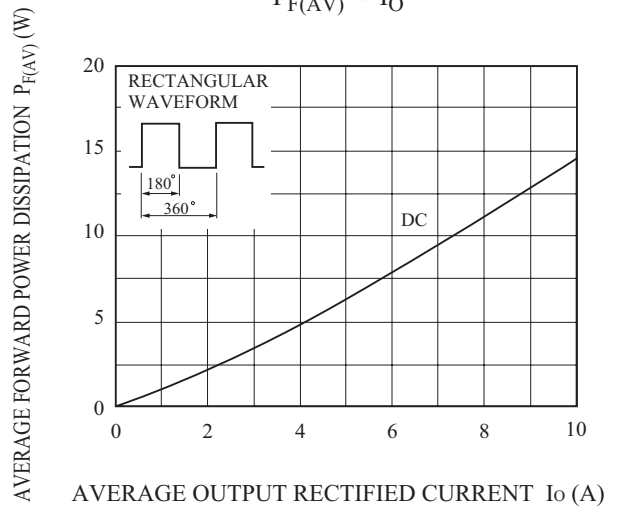
$I_R - V_R$



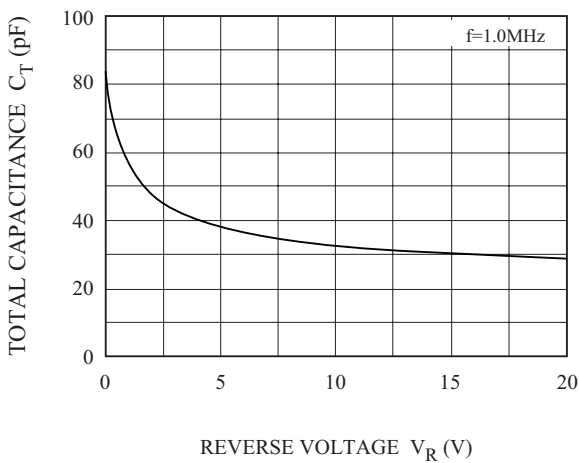
$I_{F(AV)} - T_c$



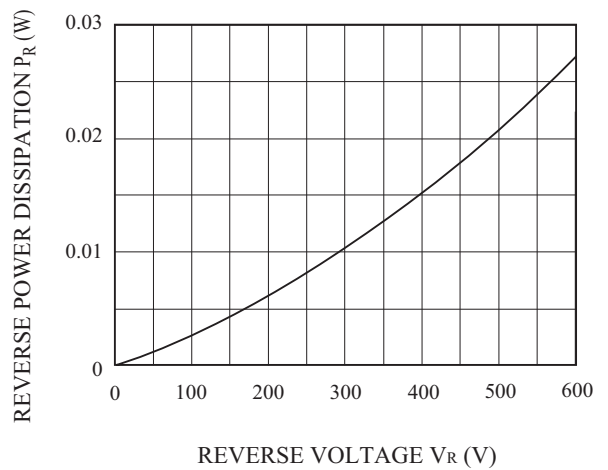
$P_{F(AV)} - I_O$



$C_T - V_R$



$P_R - V_R$



U8A6CI

