

### General Description

This planar stripe MOSFET has better characteristics, such as fast switching time, low on resistance, low gate charge and excellent avalanche characteristics. It is mainly suitable for LED Lighting and switching mode power supplies.

### FEATURES

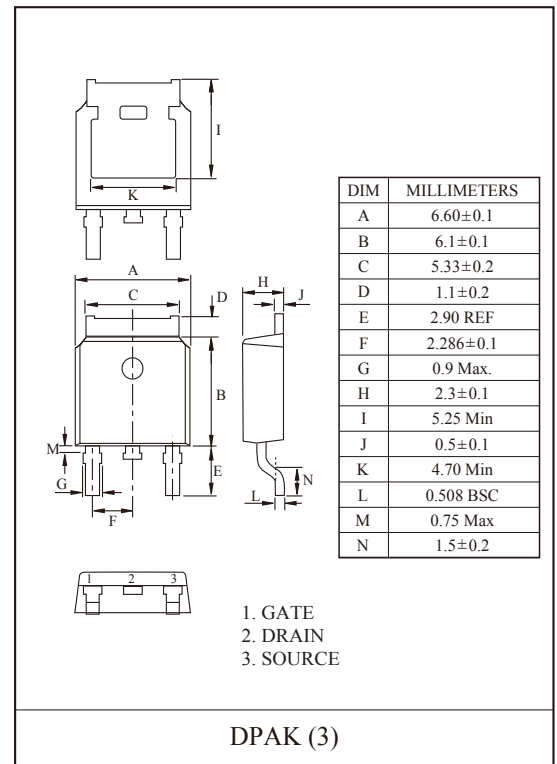
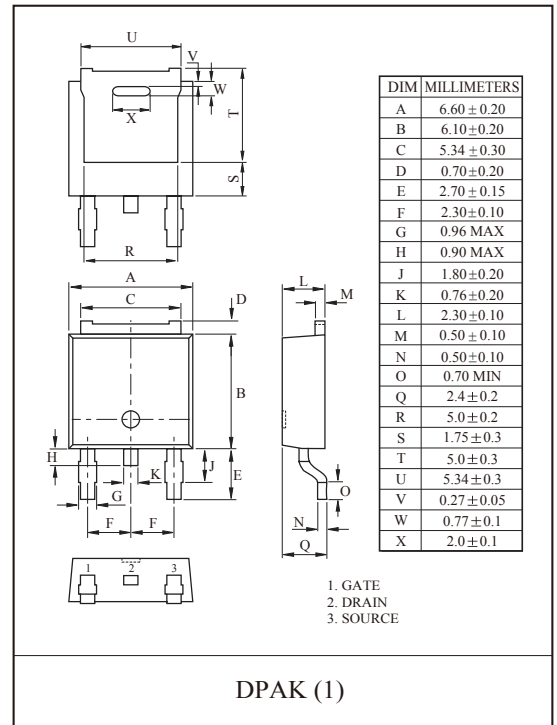
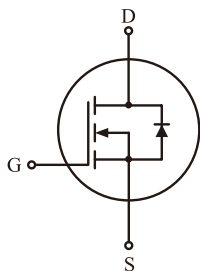
- $V_{DSS(Min.)} = 200V$ ,  $I_D = 3.6A$
- Drain-Source ON Resistance :  $R_{DS(ON)} = 1.15\Omega(max)$  @  $V_{GS} = 10V$
- $Q_g(typ.) = 2.9nC$
- $V_{th(Max.)} = 2V$

### MAXIMUM RATING (Tc=25°C)

CHARACTERISTIC		SYMBOL	RATING	UNIT
Drain-Source Voltage		$V_{DSS}$	200	V
Gate-Source Voltage		$V_{GSS}$	$\pm 20$	V
Drain Current	@T <sub>C</sub> =25°C	$I_D$	3.6	A
	@T <sub>C</sub> =100°C		2.2	
	Pulsed (Note1)	$I_{DP}$	7*	
Single Pulsed Avalanche Energy (Note 2)		$E_{AS}$	52	mJ
Repetitive Avalanche Energy (Note 1)		$E_{AR}$	3	mJ
Peak Diode Recovery dv/dt (Note 3)		dv/dt	5.5	V/ns
Drain Power Dissipation	T <sub>C</sub> =25°C	$P_D$	31	W
	Derate above 25°C		0.25	
Maximum Junction Temperature		T <sub>j</sub>	150	°C
Storage Temperature Range		T <sub>stg</sub>	-55 ~ 150	°C
<b>Thermal Characteristics</b>				
Thermal Resistance, Junction-to-Case		R <sub>thJC</sub>	4.0	°C/W
Thermal Resistance, Junction-to-Ambient		R <sub>thJA</sub>	110	°C/W

\* : Drain current limited by maximum junction temperature.

### PIN CONNECTION



# KF4N20LD

## ELECTRICAL CHARACTERISTICS (Tc=25°C)

CHARACTERISTIC	SYMBOL	TEST CONDITION	MIN.	TYP.	MAX.	UNIT
<b>Static</b>						
Drain-Source Breakdown Voltage	$BV_{DSS}$	$I_D=250\ \mu A, V_{GS}=0V$	200	-	-	V
Breakdown Voltage Temperature Coefficient	$\Delta BV_{DSS}/\Delta T_j$	$I_D=250\ \mu A$ , Referenced to 25°C	-	0.2	-	V/°C
Drain Cut-off Current	$I_{DSS}$	$V_{DS}=200V, V_{GS}=0V$ ,	-	-	10	$\mu A$
Gate Threshold Voltage	$V_{th}$	$V_{DS}=V_{GS}, I_D=250\ \mu A$	1.0	-	2.0	V
Gate Leakage Current	$I_{GSS}$	$V_{GS}=\pm 20V, V_{DS}=0V$	-	-	$\pm 100$	nA
Drain-Source ON Resistance	$R_{DS(ON)}$	$V_{GS}=10V, I_D=1.8A$	-	0.85	1.15	$\Omega$
		$V_{GS}=5V, I_D=1.8A$		0.89	1.20	
<b>Dynamic</b>						
Total Gate Charge	$Q_g$	$V_{DS}=160V, I_D=3.6A$ $V_{GS}=5V$ (Note4,5)	-	2.9	3.8	nC
Gate-Source Charge	$Q_{gs}$		-	0.6	-	
Gate-Drain Charge	$Q_{gd}$		-	2.2	-	
Turn-on Delay time	$t_{d(on)}$	$V_{DD}=100V, I_D=3.6A$ $R_G=25\Omega$ (Note4,5) $V_{GS}=5V$	-	10	-	ns
Turn-on Rise time	$t_r$		-	20	-	
Turn-off Delay time	$t_{d(off)}$		-	15	-	
Turn-off Fall time	$t_f$		-	15	-	
Input Capacitance	$C_{iss}$	$V_{DS}=25V, V_{GS}=0V, f=1.0MHz$	-	170	220	pF
Output Capacitance	$C_{oss}$		-	25	-	
Reverse Transfer Capacitance	$C_{rss}$		-	4.0	-	
<b>Source-Drain Diode Ratings</b>						
Continuous Source Current	$I_S$	$V_{GS}<V_{th}$	-	-	1	A
Pulsed Source Current	$I_{SP}$		-	-	4	
Diode Forward Voltage	$V_{SD}$	$I_S=3.6A, V_{GS}=0V$	-	-	1.4	V
Reverse Recovery Time	$t_{rr}$	$I_S=3.6A, V_{GS}=0V$ , $dI_S/dt=100A/\mu s$	-	100	-	ns
Reverse Recovery Charge	$Q_{rr}$		-	0.30	-	$\mu C$

Note 1) Repetivity rating : Pulse width limited by junction temperature.

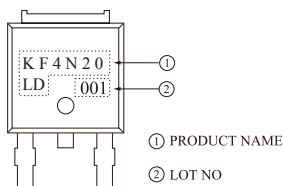
Note 2)  $L = 78mH, I_S=1A, V_{DD}=50V, R_G = 25\Omega$ , Starting  $T_j = 25\ ^\circ C$

Note 3)  $I_S \leq 2A, dI/dt \leq 300A/\mu s, V_{DD} \leq BV_{DSS}$ , Starting  $T_j = 25\ ^\circ C$ .

Note 4) Pulse Test : Pulse width  $\leq 300\ \mu s$ , Duty Cycle  $\leq 2\%$ .

Note 5) Essentially independent of operating temperature.

### Marking



# KF4N20LD

Fig1.  $I_D - V_{DS}$

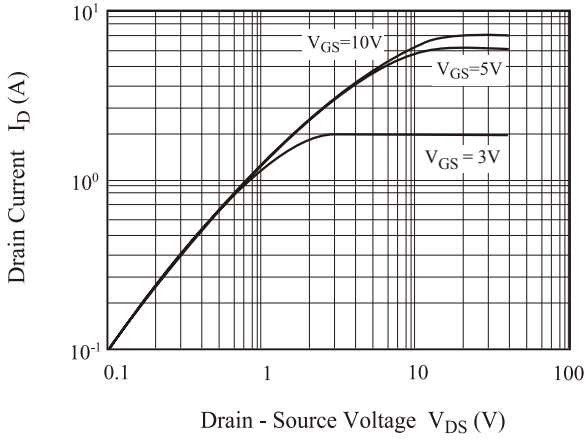


Fig2.  $I_D - V_{GS}$

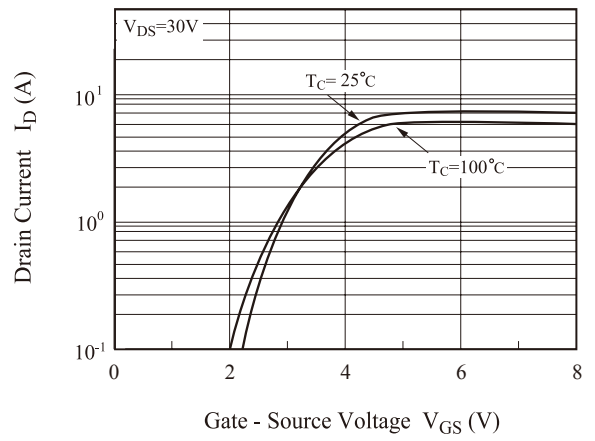


Fig3.  $BV_{DSS} - T_j$

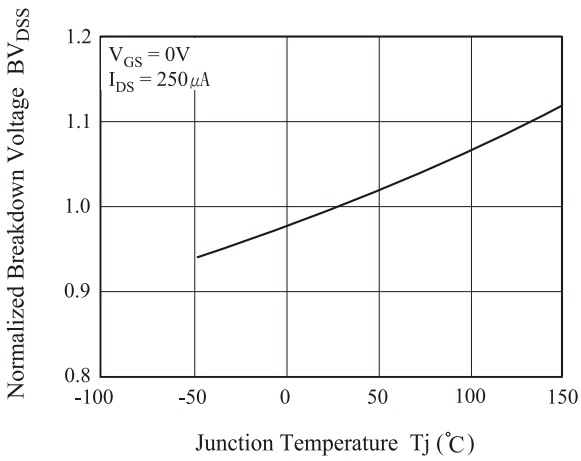


Fig4.  $R_{DS(ON)} - I_D$

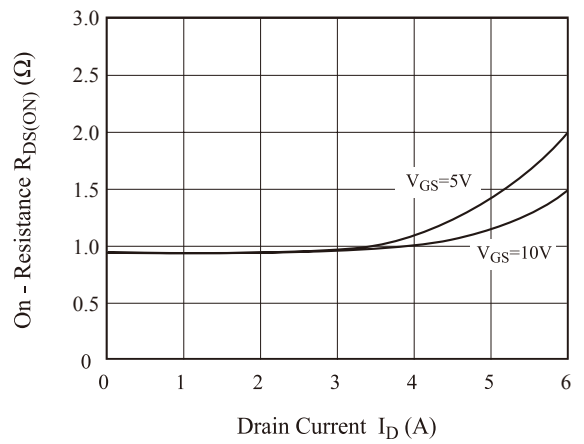


Fig5.  $I_S - V_{SD}$

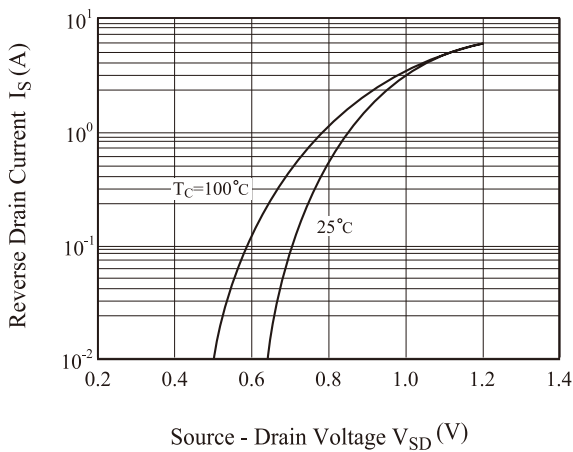
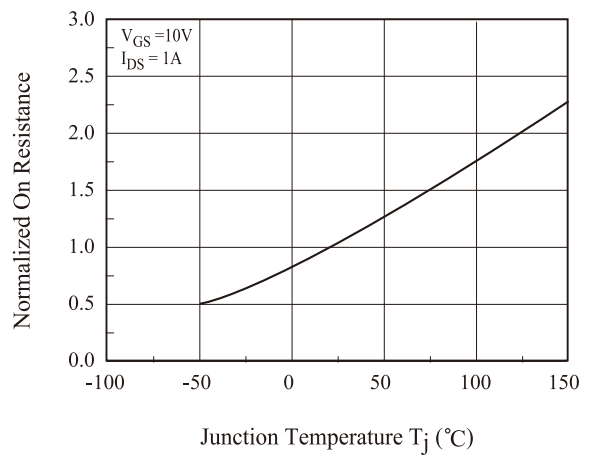


Fig6.  $R_{DS(ON)} - T_j$



# KF4N20LD

Fig 7. C - V<sub>DS</sub>

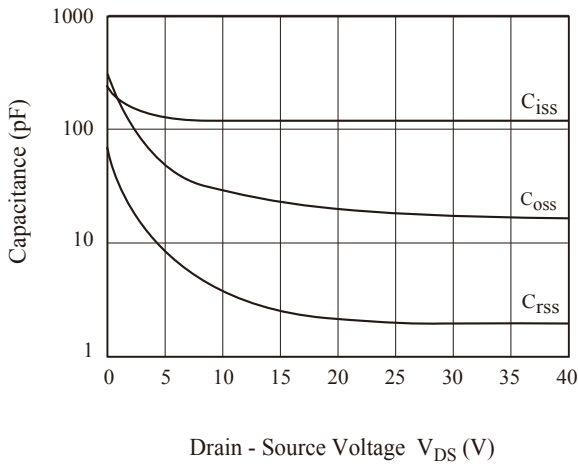


Fig8. Q<sub>g</sub>- V<sub>GS</sub>

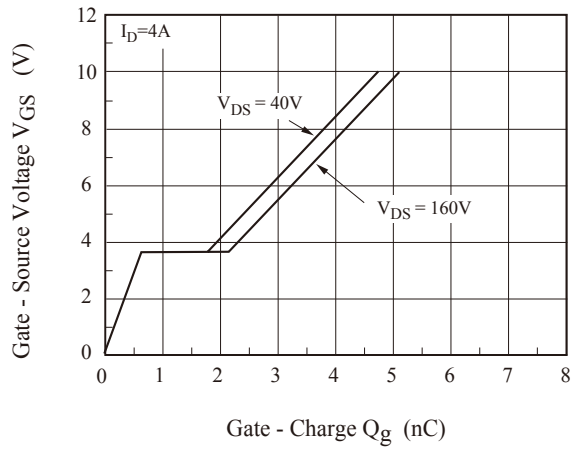


Fig9. Safe Operation Area

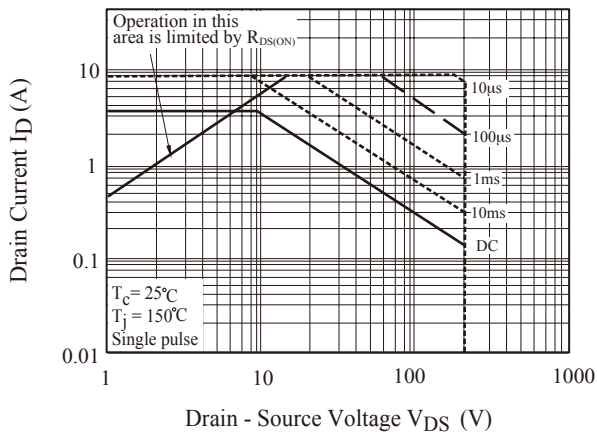


Fig10. I<sub>D</sub> - T<sub>j</sub>

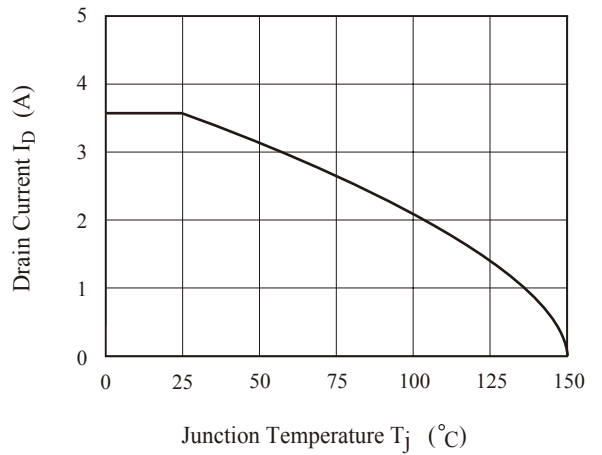
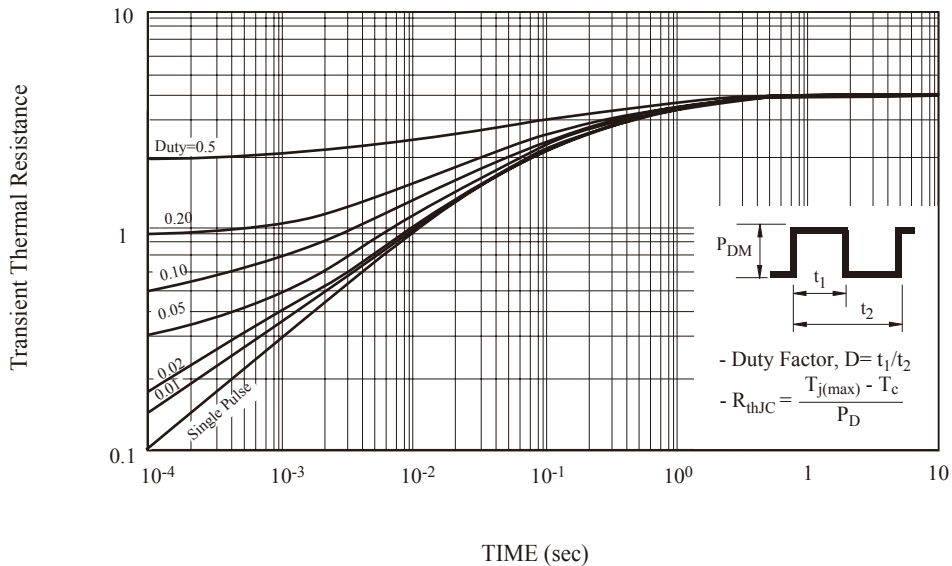


Fig11. Transient Thermal Response Curve



# KF4N20LD

Fig12. Gate Charge

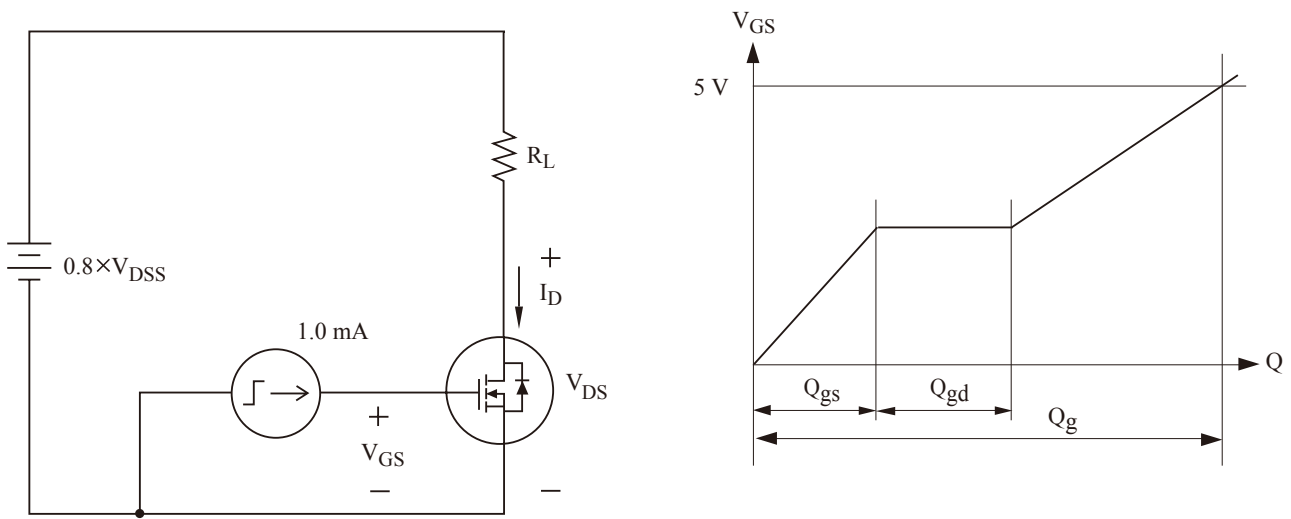


Fig13. Single Pulsed Avalanche Energy

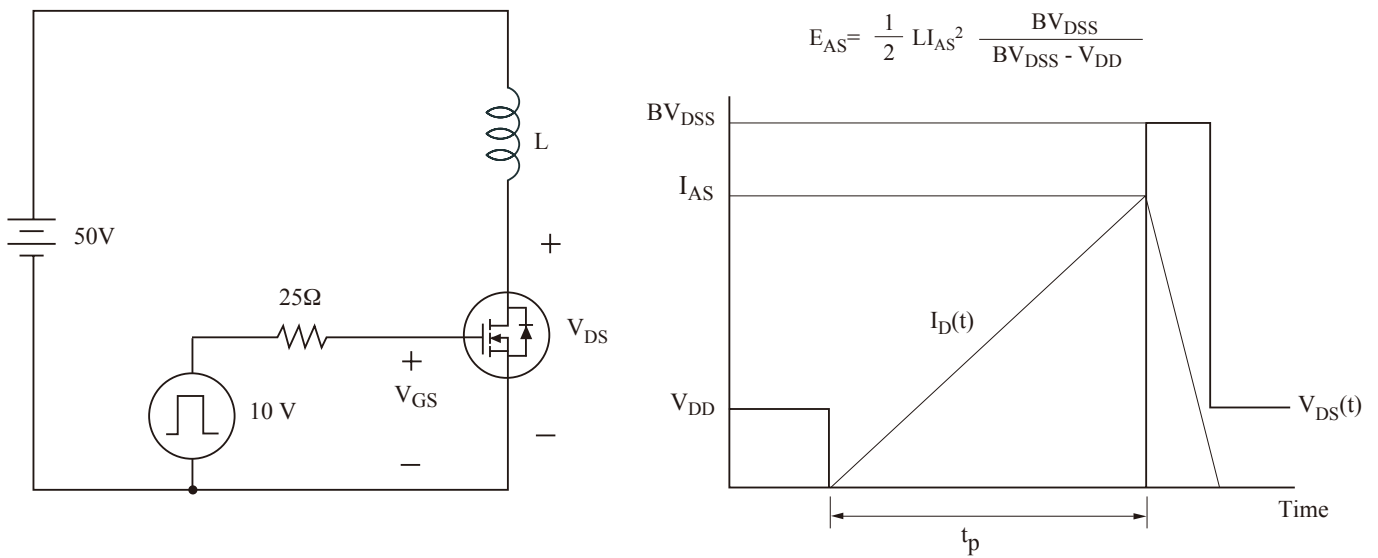


Fig14. Resistive Load Switching

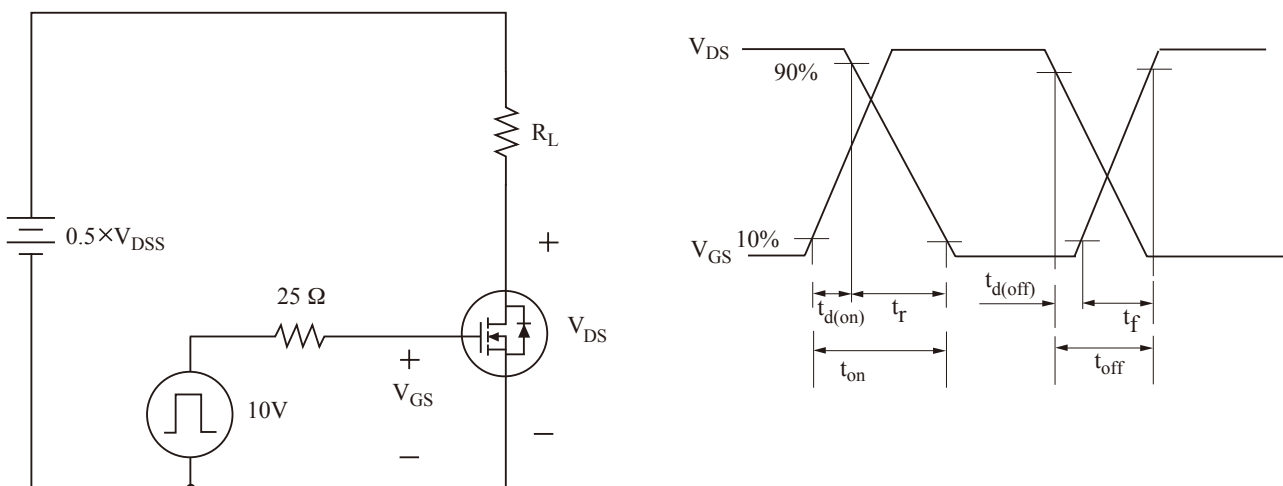


Fig15. Source - Drain Diode Reverse Recovery and  $dv/dt$

